

MANITOBA U18 AAA HOCKEY LEAGUE



Brandon Wheat Kings
Presidents Trophy Winners
West Regional Champions
Telus Cup Silver Medalists

2024 STATISTICS & RECORD BOOK

CELEBRATING 39 YEARS

1985-1986 — 2023-2024

Compiled by:

Jack Forsyth 1985-86 – 2012-13

Ken Coleman 2013-14 – 2023-24



Play for the name
on the front of the jersey,
not the name
on the back of the jersey



CODING KEY

BWK — Brandon Wheat Kings	
CPC — Central Plains Capitals	
EMS — Eastman Selects	
INT — Interlake Lightning/Raiders	
KEN — Kenora Thistles/Stars	
NNS — Norman Northstars	
PKD — Parkland Rangers/Stars	
PVH — Pembina Valley Hawks	
SWC — Southwest Cougars	
BRN — Winnipeg Bruins	
THS — Winnipeg Thrashers	
WLD — Winnipeg Wild	
YHD — Yellowhead Chiefs	
	Defunct Teams
	RER — River East Royals
	SJC — St. James Canadians
	HKS — Winnipeg Hawks
	MAV — Winnipeg Mavericks
	MON — Winnipeg Monarchs
	STS — Winnipeg Saints
	SKS — Winnipeg Sharks
	WAR — Winnipeg Warriors
	WPS — Winnipeg South
	WST — Winnipeg Stars

EXECUTIVE — 2023-2024

President	Don McIntosh
Past President	
Vice President	Uwe Jansen
Vice President	Dan Bonar
Vice President	Dwight Hirst
Commissioner	Levi Taylor

LEAGUE PRESIDENTS

Sheldon Lanchbery	1986-1994
Maurice Chaput	1994-1996
Gene Jubinville	1996-1997
Brian Franklin	1997-2004
Randy Wolgemuth	2004-2008
Blaine Peterson	2008-2010
Dan Trotter	2010-2012
Blaine Peterson	2012-2016
Don McIntosh	2016-2024

PREAMBLE

Although the Manitoba U18 AAA Hockey League officially began with the 1985-86 season, the foundation for the league was laid a year earlier when representatives from around the province got together and the regional team concept was first implemented.

For the 1984-85 season, organizers proposed that an eight-team league be split into two four-team divisions with each of the teams playing host to a two-day tournament featuring teams from their own division. One final tournament would be held in which the top two teams from each division would participate.

The overall objective was to compete at the Branch, Western Regional and National Air Canada U18 Championship.

A list of competing teams for the 1984-85 seasons has not been confirmed, but it is known that the rural division consisted of teams in Pembina Valley, Southwest, Interlake, Yellowhead and Brandon. The Winnipeg Stars won the provincial U18 championship, defeating Pembina Valley Hawks in the City/Rural finals.

The inaugural 1985-86 Manitoba AAA U18 Hockey League season featured nine teams — Winnipeg (St. Boniface) Saints, River East Royals, Winnipeg South Monarchs and St. James Canadians in the City Division and Pembina Valley Hawks, Southwest Cougars, Brandon Wheat Kings, Parkland Stars and Interlake Raiders in the Rural Division.

For the 1986-87 season, the league had grown to 12 teams — seven in the City Division (Winnipeg Saints, Winnipeg Monarchs, Norman Northstars, River East Royals, Winning Stars, Kenora Boise and St. James Canadians) and five in the Rural Division (Brandon Wheat Kings, Pembina Valley Hawks, Southwest Cougars, Parkland Stars and Eastman Selects).

The City/Rural format continued into the 1987-88 season with Winnipeg Monarchs, Winnipeg Saints, Winnipeg Hawks, Norman Northstars and Kenora Boise making up the City Division and Southwest Cougars, Brandon Wheat Kings, Yellowhead Chiefs, Eastman Selects, Pembina Valley Hawks and Interlake Raiders forming the Rural Division.

Today, the league is made of 12 teams, playing in one division.

Unfortunately, for the first three years after the league was officially formed (1985-86 through 1987-88), information was not compiled as accurately or completely as it has been in recent years. As a result, the statistical picture for the first three years is incomplete.

No individual statistics are available from the 1985-86 season, but some records from the 1986-87 and 1987-88 seasons have been gleaned from a number of sources — league record books, individual team records and newspapers. Because the records are not complete, they are therefore not considered official.

Any information from those first three years is most welcome, but I would particularly appreciate any information from the following teams — Eastman Selects, Kenora Thistles, Norman Northstars, Pembina Valley Hawks, Southwest Cougars, Winnipeg Saints, Winnipeg Monarchs and Winnipeg Hawks.

Beginning with the 1988-89 season, the information, statistical and otherwise, is much more accurate and is well documented in the following pages.

If anyone can provide missing information or offer corrections to what is included, especially prior to the 1988-89 season, it would be greatly appreciated. Please don't hesitate to contact the league as this compilation will be updated each year and with each new printing, updates and/or corrections can be made to earlier information.

Ken Coleman
stats@mymts.net

MANITOBA U18 AAA HOCKEY LEAGUE

STATISTICS AND RECORD BOOK


1985-1986 — 2023-2024

2023-2024 Regular season	
Award Winners	1
Standings, top scorers, top goaltenders	2-3
Team-by-team player and goaltender statistics	4-15
2023-2024 Playoffs	
Standings, round-by-round results	17
Top scorers, top goaltenders	18
Team-by-team player and goaltender statistics	19-26
Team records	
Year-by-year standings.....	27-33
Team won-loss records	35-43
Team goaltending records	45-53
All-star teams	55-65
Regular Season records (single season and career)	
Skaters	67-72
Goaltenders	73-75
Playoffs Player records (single season and career)	
Skaters	77-82
Goaltenders	83-85
League, Regional and National Champions	87-91
Team-by-team statistics	
Brandon Wheat Kings	93-109
Central Plains Capitals	111-125
Eastman Selects	127-145
Interlake Lightning	147-161
Kenora Thistles	163-177
Norman Northstars	179-195
Parkland Rangers	197-213
Pembina Valley Hawks	215-233
Southwest Cougars	235-251
Winnipeg Bruins	253-259
Winnipeg Thrashers	261-277
Winnipeg Wild	279-299
Yellowhead Chiefs	301-317
Winnipeg Monarchs/Mavericks	319-329
Winnipeg Stars/Hawks	331-343
River East Royals	345-347
St. James Canadians	349-351

2023-2024 AWARD WINNERS




MOST VALUABLE PLAYER
Jaxon Jacobson
Brandon Wheat Kings



ROOKIE OF THE YEAR
Maddox Malmquist
Winnipeg Thrashers



ABILITY/SPORTSMANSHIP
Brady Turko
Brandon Wheat Kings



COACH OF THE YEAR
Justin Valentino
Norman Northstars



TOP SCORER
Jaxon Jacobson
Brandon Wheat Kings



TOP DEFENCEMAN
Kaeson Fisher
Brandon Wheat Kings



TOP GOALTENDER
Matthew Michta
Brandon Wheat Kings



PLAYOFF MVP
Jaxon Jacobson
Brandon Wheat Kings

FIRST TEAM ALL-STARS



Jaxon Jacobson
Brandon




Brady Turko
Brandon




Rohan Guevarra
Thrashers



Colten Worthington
Brandon




Regan Anderson
Southwest



Maxx Hamelin
Bruins




Kaeson Fisher
Brandon



Owen Wallace
Brandon




Bryson Yaschyshyn
Pembina Valley



Jackson Kohut
Southwest



Lane Apperly
Pembina Valley



Micky Gross
Southwest

SECOND TEAM ALL-STARS

MANITOBA U18 AAA HOCKEY LEAGUE

2023-2024

Final Standings

	GP	W	L	OTL	SOL	GF	GA	PTS
Brandon Wheat Kings	44	43	0	1	0	270	82	87
Southwest Cougars	44	27	13	2	2	171	134	58
Winnipeg Wild	44	27	13	3	1	184	120	58
Winnipeg Thrashers	44	26	17	1	0	193	163	53
Winnipeg Bruins	44	24	15	3	2	180	148	53
Interlake Lightning	44	24	17	3	0	158	143	51
Pembina Valley Hawks	44	20	16	4	4	142	129	48
Eastman Selects	44	20	23	0	1	169	199	41
Norman Northstars	44	19	23	1	1	158	200	40
Yellowhead Chiefs	44	13	25	2	4	142	183	32
Parkland Rangers	44	13	28	2	1	116	219	29
Kenora Thistles	44	8	33	2	1	98	261	19

Eastman Selects 6-3 victory over Winnipeg Bruins Jan 17 was forfeited

Winnipeg Bruins credited with the victory.

Scorers

	Team	GP	G	A	PTS	PIM	PPG	PPA	SHG	SHA	GWG
Jaxon Jacobson	BWK	35	37	69	106	22	11	30	2	1	8
Brady Turko	BWK	41	41	49	90	34	16	14	1	0	4
Ethan Stewart	BWK	44	29	35	64	26	4	14	2	1	3
Easton Odut	BWK	36	23	40	63	56	3	10	0	1	2
Colten Worthington	BWK	40	27	35	62	66	12	7	0	1	5
Rohan Guevarra	THR	42	19	43	62	27	6	8	1	0	3
Maxx Hamelin	BRU	44	23	35	58	20	6	3	0	0	3
Maddox Malmquist	THR	44	29	24	53	12	5	5	0	1	5
Mason Mykichuk	THR	41	28	25	53	61	9	5	1	0	1
Brandon Corda	THR	38	23	30	53	48	6	12	0	1	2
Carter Kingerski	WLD	43	22	30	52	12	4	8	0	0	3
Ian Buors	INT	43	22	29	51	25	8	4	0	0	2
Kaeson Fisher	BWK	44	7	44	51	34	5	23	0	0	0
Calyb Moore	EMS	44	25	25	50	12	5	11	0	0	1
Jack Clark	SWC	44	25	24	49	38	7	5	3	1	3
C.Michell-Thompson	NNS	42	16	30	46	30	5	9	0	0	0
Carson White	BRU	44	24	21	45	16	3	6	0	0	3
Jeremiah Warkentine	EMS	44	18	27	45	12	3	5	0	1	2
Jonah Lemoine	BWK	44	16	29	45	14	5	8	1	0	4
Tyler Wamboldt	NNS	44	28	16	44	96	8	4	1	0	1
Loughlan McMullan	BWK	44	27	17	44	26	7	6	0	0	7
Acoyen Fehr	PVH	44	21	23	44	4	7	5	0	0	4
Sebastian Stone	SWC	44	14	29	43	16	1	11	2	1	4
Kam Thomas	PVH	42	22	20	42	12	6	9	0	0	1
Regan Anderson	SWC	44	20	22	42	30	5	6	1	1	0
Ben Brambilla	THR	38	19	22	41	34	3	6	0	0	2
Isaac Tomchak	NNS	44	19	22	41	88	5	9	1	0	1
Liam Goertzen	PVH	44	18	23	41	28	6	6	0	0	3
Eric Cote	EMS	44	15	26	41	34	5	13	1	0	1
Daylin Monias	NNS	42	18	22	40	16	8	13	0	0	5
Max Collyer	YHD	44	18	22	40	34	4	10	4	1	0
Morgan Waddell	INT	42	17	23	40	52	8	5	1	0	1
Brandon Burak	INT	44	16	24	40	20	3	9	2	0	3

	Team	GP	G	A	PTS	PIM	PPG	PPA	SHG	SHA	GWG
Hayden Seib	PKD	44	16	24	40	18	2	11	1	1	0
Lane Apperley	PVH	44	10	30	40	58	4	17	0	0	1
Tyson Draper	SWC	44	16	22	38	26	8	2	0	0	3
Cole Babych	WLD	36	18	19	37	14	7	3	1	0	1
Shea Rollason	BRU	44	18	19	37	24	1	1	0	0	3
Blake Farthing	INT	42	17	20	37	24	2	6	1	0	3
Bryan Laing	SWC	44	11	26	37	32	0	8	0	4	4
Gino Cotroneo	WLD	44	20	16	36	8	1	4	2	1	3
Cole Hunter	YHD	44	15	21	36	10	4	6	1	3	3
Gregory Wiseman	NNS	40	12	24	36	69	8	16	0	0	1
Brock Assailly	BRU	44	12	24	36	56	2	12	1	1	2
Owen Wallace	BWK	39	9	27	36	55	1	11	2	0	3
Reid McIntyre	WLD	43	14	21	35	4	3	5	0	0	1
Jayden Penner	PVH	44	6	29	35	28	4	15	0	0	1
Conner Weber-McKay	NNS	36	11	23	34	45	3	7	0	0	1
Drew Russell	INT	43	17	16	33	24	4	6	0	0	2
Bo Tibbatts	YHD	44	15	18	33	36	5	9	0	1	1
Grayson Slaney	EMS	44	14	19	33	8	2	10	0	0	3
Shane Fetterly	THR	39	5	28	33	46	1	9	0	0	2
Cade Legaarden	PKD	44	15	17	32	20	9	6	0	1	0
Haiden Friesen	PVH	44	14	18	32	6	5	3	0	0	0
Quinn Schutte	YHD	39	13	19	32	28	2	5	2	0	1
William Marceus	WLD	42	13	19	32	10	0	8	3	0	1
Hudson Kowalchuk	WLD	44	12	20	32	18	4	10	0	0	3
Leland Cody	THR	32	7	25	32	58	0	9	0	0	0

Goaltenders

	Team	GP	MP	W	L	OTL	SOL	GA	GAA	SV%	SO
Matthew Michta	BWK	22	1321	22	0	0	0	38	1.73	0.930	2
Burke Hood	BWK	22	1326	21	0	1	0	44	1.99	0.923	4
Bryson Yaschyshyn	PVH	27	1600	14	9	2	1	65	2.44	0.932	4
Dawson Groen	WLD	18	1040	10	7	1	0	45	2.60	0.913	1
Micky Gross	SWC	26	1526	13	10	0	2	68	2.67	0.918	3
Jacob Armstrong	WLD	29	1607	17	6	2	1	72	2.69	0.903	1
Dylan McFadyen	INT	20	1143	10	7	2	0	56	2.94	0.913	0
Justin Perreault	BRU	24	1399	13	7	3	0	71	3.05	0.911	0
Ryler Gates	PVH	18	1067	6	7	2	3	55	3.09	0.910	0
Alex Myers	INT	25	1441	14	9	1	0	75	3.12	0.914	1
Evan Svoboda	SWC	21	1132	14	3	2	0	60	3.18	0.899	1
Taye Timmerman	THR	24	1367	16	8	0	0	74	3.25	0.906	0
Leyton Medwick	BRU	21	1265	10	9	0	2	76	3.61	0.887	1
Kieran Madill	YHD	29	1664	10	15	1	2	104	3.75	0.895	1
Daniel Banman	EMS	26	1388	8	13	0	1	94	4.06	0.880	0
Connor Rapley	YHD	18	996	3	10	1	2	68	4.09	0.873	0
Preston Kaludjak	NNS	34	1938	15	17	1	1	133	4.12	0.893	1
Austin Kindrat	THR	24	1259	10	9	1	0	88	4.19	0.874	1
Chase Glover	PKD	32	1760	11	15	2	1	128	4.36	0.893	0
Samuel Fontaine	EMS	25	1219	13	9	0	0	94	4.63	0.857	0
Lincoln Richcoon	NNS	17	716	4	6	0	0	61	5.11	0.875	0
James Hill	KEN	26	1419	3	17	1	1	131	5.54	0.879	0
Ethan Myhre	PKD	21	901	2	13	0	0	88	5.86	0.842	0
Morgan Blackwood	KEN	24	1234	5	16	1	0	125	6.08	0.883	0
Braedan Cormack	INT	1	60	0	1	0	0	8	8.00	0.840	0
Kip Slaney	EMS	1	26	0	0	0	0	4	9.22	0.636	0

2023-2024 REGULAR SEASON

BRANDON WHEAT KINGS

	GP	G	A	PTS	PIM	PPG	PPA	SHG	SHA	GWG
Jaxon Jacobson	35	37	69	106	22	11	30	2	1	8
Brady Turko	41	41	49	90	34	16	14	1	0	4
Ethan Stewart	44	29	35	64	26	4	14	2	1	3
Easton Odut	36	23	40	63	56	3	10	0	1	2
Colten Worthington	40	27	35	62	66	12	7	0	1	5
Kaeson Fisher	44	7	44	51	34	5	23	0	0	0
Jonah Lemoine	44	16	29	45	14	5	8	1	0	4
Loughlan McMullan	44	27	17	44	26	7	6	0	0	7
Owen Wallace	39	9	27	36	55	1	11	2	0	3
Josh McGregor	43	7	23	30	36	3	5	1	0	1
Nash Henwood	44	18	11	29	26	2	2	2	0	2
Declan Hoad	42	10	12	22	43	2	0	0	1	1
Aiden Laing	42	1	17	18	18	0	1	0	1	0
Nolan Saunderson	41	1	15	16	8	0	2	0	1	0
Dustin Bell	44	2	13	15	36	0	2	0	0	1
Cole Lobreau	44	5	9	14	22	1	0	0	0	1
Cole Dupuis	44	4	9	13	66	1	0	0	1	1
Jaxson Brick	27	3	1	4	12	0	0	0	0	0
Jackson Keeble	6	1	1	2	4	0	0	0	0	0
Ethan Stanley	10	1	1	2	0	0	1	0	0	0
Roan Michalchuk	2	1	0	1	4	0	0	0	0	0
Burke Hood	22	0	1	1	2	0	1	0	0	0
Hudson Champagne	2	0	0	0	0	0	0	0	0	0
Konner Mackay	2	0	0	0	0	0	0	0	0	0
Grady Taylor	3	0	0	0	0	0	0	0	0	0
Bench					6					
Total	44	270	458	728	616	73	137	11	8	43

	GP	MP	W	L	OTL	SOL	GA	GAA	SV%	SO
Matthew Michta	22	1321	22	0	0	0	38	1.73	0.930	2
Burke Hood	22	1326	21	0	1	0	44	1.99	0.923	4
Totals (0)	44	2647	43	0	1	0	82	1.86	0.927	6

Dressed but did not play: Urijah Moosetail (1).

2023-2024 REGULAR SEASON

EASTMAN SELECTS

	GP	G	A	PTS	PIM	PPG	PPA	SHG	SHA	GWG
Calyb Moore	44	25	25	50	12	5	11	0	0	1
Jeremiah Warkentine	44	18	27	45	12	3	5	0	1	2
Eric Cote	44	15	26	41	34	5	13	1	0	1
Grayson Slaney	44	14	19	33	8	2	10	0	0	3
Luc De Gagné	40	13	18	31	20	4	5	0	0	3
Nathan Forster	41	5	26	31	102	1	4	0	1	0
Kasen Mateychuk	43	6	22	28	68	3	10	0	1	1
Mario Gagnon	36	13	11	24	14	6	5	0	0	0
Job Peters	42	12	12	24	26	2	2	1	1	2
Calem Normandeau	44	10	14	24	18	2	3	1	0	2
Cameron Sylvester	44	10	12	22	18	2	0	0	0	2
Hayden Kochen	38	9	9	18	6	1	1	0	1	1
Ashton Cure	34	7	8	15	14	2	1	0	0	0
Steele Jowett	44	5	10	15	52	2	0	1	0	0
Malachi Thiessen	38	3	10	13	24	1	1	0	0	0
Finley Titterson	40	5	5	10	111	0	0	1	0	2
Easton Gaffray	38	2	8	10	38	1	1	0	0	0
Kellan Sichevski	41	2	5	7	16	1	0	0	0	0
Samuel Fontaine	25	0	1	1	0	0	0	0	0	0
Josh Borjford	1	0	0	0	0	0	0	0	0	0
Max Leduchowski	1	0	0	0	0	0	0	0	0	0
Bench					12					
Total	44	174	268	442	605	43	72	5	5	20

	GP	MP	W	L	OTL	SOL	GA	GAA	SV%	SO
Daniel Banman	26	1388	8	13	0	1	94	4.06	0.880	0
Samuel Fontaine	25	1219	13	9	0	0	94	4.63	0.857	0
Kip Slaney	1	26	0	0	0	0	4	9.22	0.636	0
Total (6)	44	2653	20	23	0	1	198	4.48	0.864	0

Eastman Selects 6-3 victory over Winnipeg Bruins Jan 17 was forfeited,
Winnipeg Bruins credited with the victory

2023-2024 REGULAR SEASON

INTERLAKE LIGHTNING

	GP	G	A	PTS	PIM	PPG	PPA	SHG	SHA	GWG
Ian Buors	43	22	29	51	25	8	4	0	0	2
Morgan Waddell	42	17	23	40	52	8	5	1	0	1
Brandon Burak	44	16	24	40	20	3	9	2	0	3
Blake Farthing	42	17	20	37	24	2	6	1	0	3
Drew Russell	43	17	16	33	24	4	6	0	0	2
James Franklin	42	10	18	28	2	1	2	0	0	0
Cole Swanson	33	15	12	27	14	2	2	0	1	2
Lucas Spencer	41	11	14	25	22	2	3	0	0	4
Talon Hogg	44	7	14	21	34	1	6	0	1	2
Mason Munday	43	4	14	18	24	2	7	0	0	0
Kyler Zulyniak	43	0	14	14	50	0	3	0	1	0
Jeremy Kawiuk	44	3	10	13	30	1	2	0	0	1
Tytan Johnson	43	6	4	10	46	0	1	0	0	2
Jake Keryluk	42	4	6	10	24	0	0	0	0	0
Mason Bernier	43	3	6	9	22	0	1	0	0	0
Mathias Sibilleau	41	3	4	7	22	0	0	0	0	0
David Johnson	44	0	5	5	8	0	0	0	0	0
Ryder Kirk	42	2	2	4	10	1	0	0	0	1
Alex Myers	25	0	2	2	0	0	0	0	0	0
Dylan McFadyen	20	0	1	1	0	0	0	0	1	0
Brody Slatcher	1	0	0	0	0	0	0	0	0	0
Peyton Thiessen	4	0	0	0	6	0	0	0	0	0
Bench					8					
Total	44	157	238	395	467	35	57	4	4	23

	GP	MP	W	L	OTL	SOL	GA	GAA	SV%	SO
Dylan McFadyen	20	1143	10	7	2	0	56	2.94	0.913	0
Alex Myers	25	1441	14	9	1	0	75	3.12	0.914	1
Braedan Cormack	1	60	0	1	0	0	8	8.00	0.840	0
Total (4)	44	2661	24	17	3	0	143	3.22	0.909	1

Dressed but did not play: Nathan Meisner (5); Owen Coe (2); Hunter Manning (1).

2023-2024 REGULAR SEASON

KENORA THISTLES

	GP	G	A	PTS	PIM	PPG	PPA	SHG	SHA	GWG
Cayson Lambert	44	13	14	27	18	5	3	0	0	0
Callum McCormick	44	6	21	27	34	1	7	0	1	0
Cole Bodnar	41	13	12	25	8	2	4	0	0	1
Carter Peters	44	10	15	25	54	4	6	0	0	0
James Bichon	40	5	18	23	41	1	8	0	0	0
Jackson Tucker	35	10	7	17	26	4	3	0	0	1
Reidar Paquette	44	3	13	16	14	0	5	0	0	0
Bo Gartzke	37	9	6	15	28	2	1	0	0	0
Tallen Caron	41	6	8	14	18	0	1	1	0	3
Wyatt Greer	31	2	11	13	24	1	3	0	0	0
Jack Noel	44	4	6	10	12	0	0	0	0	0
Reid Pitura	38	4	4	8	73	4	0	0	0	1
Jaxen Savage	38	4	4	8	30	0	1	0	0	0
Cohl Elliott	38	2	6	8	6	0	0	0	0	0
Hudson Gagne	41	3	4	7	34	0	0	0	0	0
Alex Booth	42	1	6	7	8	0	4	0	0	1
Jeremy Hutchison	44	2	3	5	12	0	0	0	0	0
Cash Lappage	44	0	3	3	12	0	0	0	0	0
Brady Richards	9	0	1	1	55	0	0	0	0	0
Bench					6					
Total	44	97	162	259	513	24	46	1	1	7

	GP	MP	W	L	OTL	SOL	GA	GAA	SV%	SO
James Hill	26	1419	3	17	1	1	131	5.54	0.879	0
Morgan Blackwood	24	1234	5	16	1	0	125	6.08	0.883	0
Total (4)	44	2656	8	33	2	1	260	5.87	0.879	0

2023-2024 REGULAR SEASON

NORMAN NORTHSTARS

	GP	G	A	PTS	PIM	PPG	PPA	SHG	SHA	GWG
Chantyn Michell-Thompson	42	16	30	46	30	5	9	0	0	0
Tyler Wamboldt	44	28	16	44	96	8	4	1	0	1
Isaac Tomchak	44	19	22	41	88	5	9	1	0	1
Daylin Monias	42	18	22	40	16	8	13	0	0	5
Gregory Wiseman	40	12	24	36	69	8	16	0	0	1
Conner Weber-McKay	36	11	23	34	45	3	7	0	0	1
Hank Thompson	43	5	21	26	58	1	5	0	1	0
Reed Scaddan	43	4	21	25	48	1	12	0	0	1
Liam Tattuinee	43	14	9	23	50	5	6	0	0	3
Prime Paniyuk	33	8	11	19	63	7	4	0	0	1
Isaac Catcheway	43	0	19	19	55	0	9	0	0	0
Riel Chartrand	35	3	13	16	65	0	3	0	0	0
Nole Pearson	43	4	9	13	18	1	1	0	0	0
Gage Gogal	42	2	10	12	57	1	5	0	0	0
Malcolm Snooks	43	3	6	9	4	0	0	0	0	0
Ryley Komakjuak	42	3	3	6	12	0	0	0	0	1
Russell Madoo	33	3	2	5	24	1	0	0	0	1
Austin Gibb	26	1	1	2	2	1	0	0	0	0
Manny Ross	15	1	0	1	2	0	0	0	0	0
Joey Hall	3	0	1	1	0	0	0	0	0	0
Mishael Oyelami	10	0	1	1	4	0	0	0	0	0
Preston Kaludjak	34	0	1	1	6	0	0	0	0	0
Daynon Smith	2	0	0	0	0	0	0	0	0	0
Ben Kusugak	15	0	0	0	16	0	0	0	0	0
Bench					18					
Total	44	155	265	420	846	55	103	2	1	16

	GP	MP	W	L	OTL	SOL	GA	GAA	SV%	SO
Preston Kaludjak	34	1938	15	17	1	1	133	4.12	0.893	1
Lincoln Richcoon	17	716	4	6	0	0	61	5.11	0.875	0
Totals (5)	44	2664	19	23	1	1	199	4.48	0.886	1

2023-2024 REGULAR SEASON

PARKLAND RANGERS

	GP	G	A	PTS	PIM	PPG	PPA	SHG	SHA	GWG
Hayden Seib	44	16	24	40	18	2	11	1	1	0
Cade Legaarden	44	15	17	32	20	9	6	0	1	0
Cash Clarkson	41	17	13	30	34	6	6	0	0	1
Tavyn Boychuk	43	9	15	24	39	4	5	0	1	2
Maddox Shindle	38	7	16	23	52	6	10	0	1	2
Cam Sarna	43	11	10	21	26	2	2	0	0	2
Ethan McMullan	44	1	19	20	66	0	13	0	0	1
Quinten Fisk	44	9	8	17	40	4	1	2	0	1
Sam Swanton	39	2	14	16	96	1	5	0	0	0
Ethan Carnegie	44	7	6	13	16	0	1	0	0	0
Ryzlie Nepinak	43	5	6	11	18	1	2	0	0	1
Alex Campbell	43	4	6	10	18	0	3	0	0	0
Andrew Pidskalny	44	1	9	10	58	0	5	0	0	0
Cash McCallum	44	2	5	7	66	1	1	0	0	0
Nathan Miller	44	0	7	7	26	0	0	0	0	0
Linden Smigelsky	32	3	3	6	2	1	0	0	0	0
Landyn Garton	40	3	2	5	30	0	0	0	0	0
Ryder Gardner	43	1	3	4	28	0	1	0	0	0
Carter Moncrief	1	0	0	0	0	0	0	0	0	0
Layne Wolfenden	1	0	0	0	0	0	0	0	0	0
Noah Smigelsky	4	0	0	0	0	0	0	0	0	0
Chase Glover	32	0	0	0	8	0	0	0	0	0
Bench					14					
Total	44	113	183	296	675	37	72	3	4	10

	GP	MP	W	L	OTL	SOL	GA	GAA	SV%	SO
Chase Glover	32	1760	11	15	2	1	128	4.36	0.893	0
Ethan Myhre	21	901	2	13	0	0	88	5.86	0.842	0
Total (2)	44	2670	13	28	2	1	218	4.90	0.876	0

2023-2024 REGULAR SEASON

PEMBINA VALLEY HAWKS

	GP	G	A	PTS	PIM	PPG	PPA	SHG	SHA	GWG
Acoyen Fehr	44	21	23	44	4	7	5	0	0	4
Kam Thomas	42	22	20	42	12	6	9	0	0	1
Liam Goertzen	44	18	23	41	28	6	6	0	0	3
Lane Apperley	44	10	30	40	58	4	17	0	0	1
Jayden Penner	44	6	29	35	28	4	15	0	0	1
Haiden Friesen	44	14	18	32	6	5	3	0	0	0
Sam Delaquis	35	16	10	26	14	1	3	1	0	2
Ryder Wolfe	44	4	21	25	8	1	3	0	0	2
Cohen Pilkington	42	7	10	17	48	5	4	0	0	2
Cade McCallum	43	2	10	12	30	0	5	0	0	0
Jaxon Hildebrand	39	3	8	11	36	2	3	0	0	0
Ragnar Gillis	44	2	7	9	34	1	0	0	0	0
Adrien McIntosh	44	6	2	8	28	0	0	0	0	1
Charlie Hill	44	2	6	8	30	0	0	0	0	2
Spencer Sabourin	36	1	6	7	40	1	3	0	0	0
Ben Dias	18	2	4	6	71	0	2	0	0	0
Eli Dias	20	1	5	6	20	0	0	0	0	0
Gavin Funk	44	2	2	4	6	0	0	0	0	0
Brett Lesage	3	2	0	2	4	0	0	0	0	0
Gavin Rondeau	5	0	1	1	0	0	0	0	0	0
Sawyer Leite	6	0	1	1	0	0	0	0	0	0
Layne Bourdeaud'hui	11	0	1	1	20	0	0	0	0	0
Ryler Gates	18	0	1	1	0	0	1	0	0	0
Bryson Yaschyshyn	27	0	1	1	4	0	1	0	0	0
Parker Henderson	1	0	0	0	2	0	0	0	0	0
Carter Unger	1	0	0	0	0	0	0	0	0	0
Josh Hiebert	4	0	0	0	0	0	0	0	0	0
Bench					8					
Total	44	141	239	380	539	43	80	1	0	19

	GP	MP	W	L	OTL	SOL	GA	GAA	SV%	SO
Bryson Yaschyshyn	27	1600	14	9	2	1	65	2.44	0.932	4
Ryler Gates	18	1067	6	7	2	3	55	3.09	0.910	0
Total (5)	44	2676	20	16	4	4	125	2.80	0.920	4

Dressed but did not play: Carson O'Connor (1).

2023-2024 REGULAR SEASON

SOUTHWEST COUGARS

	GP	G	A	PTS	PIM	PPG	PPA	SHG	SHA	GWG
Jack Clark	44	25	24	49	38	7	5	3	1	3
Sebastian Stone	44	14	29	43	16	1	11	2	1	4
Regan Anderson	44	20	22	42	30	5	6	1	1	0
Tyson Draper	44	16	22	38	26	8	2	0	0	3
Bryan Laing	44	11	26	37	32	0	8	0	4	4
Jackson Kohut	41	4	24	28	65	3	12	0	1	0
Ryder Heaphy	44	4	20	24	16	1	10	0	0	0
Drew Shields	44	3	21	24	38	0	7	0	1	1
Lynden Gould	43	7	16	23	37	0	0	0	0	0
Kelby Diehl	40	14	8	22	58	4	1	0	0	0
Connor Hoemsen	44	8	14	22	16	0	0	0	0	2
Jesse Brown	44	3	18	21	14	0	0	0	0	0
Jackson Hofer	40	13	6	19	57	0	0	2	0	2
Nate Robson	44	12	7	19	32	4	2	0	0	1
Kylan Anderson	43	5	10	15	16	1	0	0	0	0
Kole Beard	44	7	7	14	16	2	1	0	0	3
Jack Swaenepoel	44	3	6	9	42	0	2	0	0	2
Brock Hutchison	42	1	7	8	20	0	0	0	1	1
Shane Elder	1	0	0	0	0	0	0	0	0	0
Jamie Williamson	1	0	0	0	0	0	0	0	0	0
Slater Anderson	2	0	0	0	0	0	0	0	0	0
Micky Gross	26	0	0	0	2	0	0	0	0	0
Bench					2					
Total	44	170	287	457	573	36	67	8	10	26

	GP	MP	W	L	OTL	SOL	GA	GAA	SV%	SO
Micky Gross	26	1526	13	10	0	2	68	2.67	0.918	3
Evan Svoboda	21	1132	14	3	2	0	60	3.18	0.899	1
Totals (4)	44	2668	27	13	2	2	132	2.97	0.908	5

Micky Gross and Evan Svoboda shared a shutout against Yellowhead Feb 14

2023-2024 REGULAR SEASON

WINNIPEG BRUINS

	GP	G	A	PTS	PIM	PPG	PPA	SHG	SHA	GWG
Maxx Hamelin	44	23	35	58	20	6	3	0	0	3
Carson White	44	24	21	45	16	3	6	0	0	3
Shea Rollason	44	18	19	37	24	1	1	0	0	3
Brock Assailly	44	12	24	36	56	2	12	1	1	2
Tyler Free	41	12	19	31	18	3	3	1	0	0
Alexandre Andre	43	9	21	30	16	3	6	1	0	1
Lukas Mager	42	11	16	27	28	1	3	0	1	2
Sage Dela Cruz	42	7	20	27	32	1	1	0	1	0
Jaxson Fillion	35	11	12	23	65	3	1	0	0	2
Danny Cross	43	6	17	23	42	1	0	0	1	1
Connor Vandal	42	10	10	20	62	1	1	1	0	0
Dylan Jaquet	44	7	13	20	40	0	1	2	0	0
Shea Chornley	43	10	9	19	26	1	3	0	0	1
Kale Chipman	37	3	15	18	32	0	3	0	1	0
Tyreece Pattyn	30	8	8	16	14	0	1	0	0	2
Carter Willson	40	3	11	14	34	3	6	0	0	0
Lucas Boulanger	44	2	12	14	56	1	1	0	0	0
Baron Baker	30	1	5	6	30	1	3	0	0	0
Ben Dnes	3	0	2	2	0	0	0	0	0	0
Keegan Thorn	5	0	1	1	0	0	0	0	0	0
Justin Perreault	24	0	1	1	0	0	0	0	0	0
Miguel Bonin	1	0	0	0	0	0	0	0	0	0
Tyden Lafournaise	2	0	0	0	0	0	0	0	0	0
Bench					10					
Total	44	177	291	468	621	31	55	6	5	20

	GP	MP	W	L	OTL	SOL	GA	GAA	SV%	SO
Justin Perreault	24	1399	13	7	3	0	71	3.05	0.911	0
Leyton Medwick	21	1265	10	9	0	2	76	3.61	0.887	1
Totals (5)	44	2681	24	15	3	2	152	3.40	0.897	1

Eastman Selects 6-3 victory over Winnipeg Bruins Jan 17 was forfeited
Winnipeg Bruins credited with the victory.

Dressed but did not play: Jackson Hoes (1); Connor Thorn (2).

2023-2024 REGULAR SEASON

WINNIPEG THRASHERS

	GP	G	A	PTS	PIM	PPG	PPA	SHG	SHA	GWG
Rohan Guevarra	42	19	43	62	27	6	8	1	0	3
Maddox Malmquist	44	29	24	53	12	5	5	0	1	5
Mason Mykichuk	41	28	25	53	61	9	5	1	0	1
Brandon Corda	38	23	30	53	48	6	12	0	1	2
Ben Brambilla	38	19	22	41	34	3	6	0	0	2
Shane Fetterly	39	5	28	33	46	1	9	0	0	2
Leland Cody	32	7	25	32	58	0	9	0	0	0
Ryden Duchon	44	9	15	24	26	1	2	1	0	1
Parker Rolston	44	9	15	24	14	4	5	0	0	1
Lincoln Black-Greaves	41	8	15	23	18	3	5	0	0	0
Crosby Harrison	41	10	6	16	33	2	1	0	0	3
Carter Cabral	42	8	8	16	48	0	0	0	0	3
Riley Kushnier	42	5	9	14	76	1	1	0	1	2
Logan Bruneau	42	4	10	14	48	0	4	1	1	0
Lian Hanzmann	34	4	6	10	50	0	0	0	0	0
Adam Hryhoruk	42	2	8	10	24	0	1	0	0	0
Kaiden Dela Cruz	43	2	7	9	57	0	0	0	1	1
Ridley Melnyk	43	0	5	5	14	0	1	0	0	0
Prabh Bhathal	5	2	0	2	0	0	0	0	0	0
Tyler Cordoviz	4	0	1	1	0	0	0	0	0	0
Austin Kindrat	24	0	1	1	2	0	0	0	0	0
Zennon Chernecki	1	0	0	0	0	0	0	0	0	0
Nicholas Edbom	1	0	0	0	0	0	0	0	0	0
Reese Unrau	1	0	0	0	0	0	0	0	0	0
Bench					2					
Total	44	193	303	496	698	41	74	4	5	26

	GP	MP	W	L	OTL	SOL	GA	GAA	SV%	SO
Taye Timmerman	24	1367	16	8	0	0	74	3.25	0.906	0
Austin Kindrat	24	1259	10	9	1	0	88	4.19	0.874	1
Total (1)	44	2642	26	17	1	0	163	3.70	0.890	1

Dressed but did not play: Rylen Giroux (1).

2023-2024 REGULAR SEASON

WINNIPEG WILD

	GP	G	A	PTS	PIM	PPG	PPA	SHG	SHA	GWG
Carter Kingerski	43	22	30	52	12	4	8	0	0	3
Cole Babych	36	18	19	37	14	7	3	1	0	1
Gino Cotroneo	44	20	16	36	8	1	4	2	1	3
Reid McIntyre	43	14	21	35	4	3	5	0	0	1
William Marceus	42	13	19	32	10	0	8	3	0	1
Hudson Kowalchuk	44	12	20	32	18	4	10	0	0	3
Wyatt Dyck	43	10	21	31	22	5	4	0	2	0
Luca Pura	39	19	9	28	20	4	3	1	0	6
Branden Watson	40	13	15	28	12	2	1	0	0	1
Carter Bilous	44	5	21	26	20	5	11	0	0	2
Beckham Garchinski	41	7	14	21	14	2	3	0	0	0
Tegan Kurtz	41	7	11	18	54	0	0	0	1	2
Seth Clements	44	4	10	14	40	0	1	0	0	0
Declan Siwicki	38	7	5	12	16	1	3	0	0	1
Jonah Vanderhorst	35	6	6	12	18	3	2	0	0	1
Hayden Turner	41	3	6	9	28	0	1	0	0	0
Fenton Mann	40	2	6	8	46	0	2	0	0	0
Connor Zuk	44	0	3	3	12	0	0	0	0	0
Cody Farrell	1	0	1	1	0	0	0	0	0	0
Colin Krestanowich	5	0	1	1	0	0	0	0	0	0
Sandro Dell Acqua	1	0	0	0	0	0	0	0	0	0
Julian Fedora	1	0	0	0	0	0	0	0	0	0
Noah Madison	1	0	0	0	0	0	0	0	0	0
Carter Polanski	1	0	0	0	2	0	0	0	0	0
Bench					4					
Total	44	182	254	436	374	41	69	7	4	25

	GP	MP	W	L	OTL	SOL	GA	GAA	SV%	SO
Dawson Groen	18	1040	10	7	1	0	45	2.60	0.913	1
Jacob Armstrong	29	1607	17	6	2	1	72	2.69	0.903	1
Total (2)	44	2665	27	13	3	1	119	2.68	0.906	2

Dressed but did not play: Nolan Giles (4).

2023-2024 REGULAR SEASON

YELLOWHEAD CHIEFS

	GP	G	A	PTS	PIM	PPG	PPA	SHG	SHA	GWG
Max Collyer	44	18	22	40	34	4	10	4	1	0
Cole Hunter	44	15	21	36	10	4	6	1	3	3
Bo Tibbatts	44	15	18	33	36	5	9	0	1	1
Quinn Schutte	39	13	19	32	28	2	5	2	0	1
Addison McIntosh	39	19	9	28	16	4	0	1	0	0
Dylan Miko	44	8	15	23	58	7	6	0	2	0
Rory Poole	44	7	15	22	70	0	5	0	0	0
Rowin Richmond	44	5	17	22	16	1	4	0	0	1
Alec Strachan	44	7	14	21	10	0	0	0	1	1
DJ Meloney	38	6	10	16	54	3	2	0	0	3
Chase Cochrane	39	1	14	15	30	1	6	0	0	0
Hudson Davidson	34	3	11	14	18	1	5	0	0	0
Nolan Kozak	44	9	2	11	14	0	0	0	0	2
Adam Chipelski	44	2	8	10	6	0	0	1	0	0
Riley Swereda	43	6	3	9	55	0	0	0	0	0
Oliver Nickel	44	2	6	8	0	0	0	0	0	0
Isaac McArthur	44	3	4	7	4	0	0	0	0	0
Colby Asselstine	1	2	0	2	0	0	0	0	0	0
Rylan Bray	6	0	2	2	2	0	0	0	0	0
Ethan Bray	37	0	1	1	16	0	0	0	0	0
Tyson Bridge	2	0	0	0	0	0	0	0	0	0
Seth Sulik	2	0	0	0	0	0	0	0	0	0
Kieran Madill	29	0	0	0	2	0	0	0	0	0
Bench					28					
Total	44	141	211	352	507	32	58	9	8	12

	GP	MP	W	L	OTL	SOL	GA	GAA	SV%	SO
Kieran Madill	29	1664	10	15	1	2	104	3.75	0.895	1
Connor Rapley	18	996	3	10	1	2	68	4.09	0.873	0
Total (7)	44	2672	13	25	2	4	179	4.02	0.883	1

Dressed but did not play: Cole Lelond (1); Logan Bridges (2).

2023-2024 PLAYOFFS

	GP	W	L	GF	GA	Pts
Brandon Wheat Kings	9	9	0	53	14	18
Winnipeg Wild	12	6	6	36	34	12
Winnipeg Thrashers	9	4	5	24	27	8
Pembina Valley Hawks	8	3	5	16	27	6
Southwest Cougars	5	2	3	13	12	4
Winnipeg Bruins	5	2	3	12	14	4
Interlake Lightning	5	2	3	11	15	4
Eastman Selects	3	0	3	4	26	0

FINAL

Series G

Brandon Wheat Kings 5 Winnipeg Wild 2 (2EN)
 Brandon Wheat Kings 4 Winnipeg Wild 1
 Brandon Wheat Kings 4 Winnipeg Wild 3 (OT)

SEMI FINALS

Series E

Brandon Wheat Kings 6 Pembina Valley Hawks 1
 Brandon Wheat Kings 4 Pembina Valley Hawks 1
 Brandon Wheat Kings 4 Pembina Valley Hawks 2

Series F

Winnipeg Thrashers 6 Winnipeg Wild 3 (EN)
 Winnipeg Wild 5 Winnipeg Thrashers 1
 Winnipeg Wild 2 Winnipeg Thrashers 1 (OT)
 Winnipeg Wild 5 Winnipeg Thrashers 2 (EN)

QUARTER FINALS

Series A

Brandon Wheat Kings 10 Eastman Selects 2
 Brandon Wheat Kings 7 Eastman Selects 0
 Brandon Wheat Kings 9 Eastman Selects 2

Series B

Southwest Cougars 6 Pembina Valley Hawks 2
 Pembina Valley Hawks 3 Southwest Cougars 1
 Southwest Cougars 2 Pembina Valley Hawks 1
 Pembina Valley Hawks 4 Southwest Cougars 3
 Pembina Valley Hawks 2 Southwest Cougars 1 (OT)

Series C

Interlake Lightning 4 Winnipeg Wild 2 (EN)
 Winnipeg Wild 2 Interlake Lightning 1
 Interlake Lightning 4 Winnipeg Wild 1 (2EN)
 Winnipeg Wild 8 Interlake Lightning 1
 Winnipeg Wild 2 Interlake Lightning 1

Series D

Winnipeg Thrashers 4 Winnipeg Bruins 3 (OT)
 Winnipeg Bruins 1 Winnipeg Thrashers 0
 Winnipeg Thrashers 2 Winnipeg Bruins 1
 Winnipeg Bruins 4 Winnipeg Thrashers 3
 Winnipeg Thrashers 5 Winnipeg Bruins 3 (EN)

2023-2024 PLAYOFFS

Scorers

	Team	GP	G	A	PTS	PIM	PPG	PPA	SHG	SHA	GWG
Jaxon Jacobson	BWK	9	12	11	23	10	0	7	0	0	3
Brady Turko	BWK	9	9	11	20	4	4	1	0	0	0
Carter Kingerski	WLD	12	5	10	15	6	1	3	0	0	0
Colten Worthington	BWK	9	8	6	14	2	3	1	0	0	2
Ethan Stewart	BWK	9	4	8	12	4	0	1	1	0	0
Easton Odut	BWK	9	2	10	12	32	1	1	0	0	0
Cole Babych	WLD	12	3	8	11	4	1	2	0	0	0
Kaeson Fisher	BWK	9	1	10	11	0	0	5	0	0	0
Luca Pura	WLD	12	4	5	9	4	1	0	0	0	0
Brandon Corda	THR	7	3	6	9	2	0	1	0	0	1
Declan Siwicki	WLD	12	6	2	8	0	0	1	0	0	0
William Marceus	WLD	12	3	5	8	2	2	2	0	0	0
Wyatt Dyck	WLD	12	2	6	8	4	1	2	0	0	0
Acoyen Fehr	PVH	8	5	2	7	2	1	1	0	0	2
Hudson Kowalchuk	WLD	12	4	3	7	2	3	2	0	0	1
Loughlan McMullan	BWK	8	3	4	7	4	1	0	0	0	0
Mason Mykichuk	THR	9	3	4	7	6	0	0	0	0	0
Owen Wallace	BWK	9	1	6	7	2	0	1	0	0	1
Jack Clark	SWC	5	5	1	6	0	1	0	0	0	1
Liam Goertzen	PVH	8	4	2	6	4	0	0	0	0	0
Nash Henwood	BWK	9	4	2	6	2	0	0	1	1	0
Maddox Malmquist	THR	9	3	3	6	14	0	0	0	0	0
Tyson Draper	SWC	5	1	5	6	2	1	0	0	0	0
Kaiden Dela Cruz	THR	9	1	5	6	0	0	2	0	0	0
Carter Bilous	WLD	12	0	6	6	4	0	2	0	0	0
Rohan Guevarra	THR	9	4	1	5	0	0	0	1	0	0
Carson White	BRU	5	3	2	5	0	1	1	0	0	1
Maxx Hamelin	BRU	5	2	3	5	0	1	1	0	0	1
Jackson Kohut	SWC	5	1	4	5	14	0	2	0	0	0

Goaltenders

	Team	GP	MP	W	L	OTL	GA	GAA	SV%	SO
Burke Hood	BWK	5	301	5	0	0	7	1.39	0.944	1
Matthew Michta	BWK	4	240	4	0	0	7	1.75	0.927	0
Micky Gross	SWC	4	247	2	1	1	9	2.19	0.921	0
Jacob Armstrong	WLD	12	725	6	5	1	28	2.32	0.926	0
Alex Myers	INT	5	244	2	3	0	10	2.45	0.931	0
Justin Perreault	BRU	5	304	2	2	1	13	2.56	0.922	1
Taye Timmerman	THR	9	550	4	4	1	26	2.84	0.918	0
Evan Svoboda	SWC	1	58	0	1	0	3	3.10	0.925	0
Bryson Yaschyshyn	PVH	8	487	3	5	0	27	3.33	0.903	0
Dylan McFadyen	INT	1	52	0	0	0	5	5.74	0.861	0
Samuel Fontaine	EMS	3	142	0	1	0	18	7.63	0.795	0
Daniel Banman	EMS	2	38	0	2	0	8	12.49	0.758	0

2023-2024 PLAYOFFS

BRANDON WHEAT KINGS

	GP	G	A	PTS	PIM	PPG	PPA	SHG	SHA	GWG
Jaxon Jacobson	9	12	11	23	10	0	7	0	0	3
Brady Turko	9	9	11	20	4	4	1	0	0	0
Colten Worthington	9	8	6	14	2	3	1	0	0	2
Ethan Stewart	9	4	8	12	4	0	1	1	0	0
Easton Odut	9	2	10	12	32	1	1	0	0	0
Kaeson Fisher	9	1	10	11	0	0	5	0	0	0
Loughlan McMullan	8	3	4	7	4	1	0	0	0	0
Owen Wallace	9	1	6	7	2	0	1	0	0	1
Nash Henwood	9	4	2	6	2	0	0	1	1	0
Jonah Lemoine	9	2	2	4	0	0	0	0	0	1
Josh McGregor	9	1	3	4	2	0	0	0	0	0
Cole Lobreau	9	0	4	4	2	0	0	0	0	0
Cole Dupuis	9	3	0	3	6	0	0	1	0	2
Jaxson Brick	9	2	1	3	0	0	0	0	0	0
Nolan Saunderson	9	1	2	3	4	0	0	0	0	0
Dustin Bell	9	0	2	2	8	0	0	0	0	0
Declan Hoad	9	0	1	1	4	0	0	0	0	0
Hudson Champagne	1	0	0	0	0	0	0	0	0	0
Konner Mackay	1	0	0	0	0	0	0	0	0	0
Carter Thiessen	2	0	0	0	0	0	0	0	0	0
Aiden Laing	6	0	0	0	0	0	0	0	0	0
Bench					2					
Total	9	53	83	136	88	9	17	3	1	9

	GP	MP	W	L	OTL	GA	GAA	SV%	SO
Burke Hood	5	301	5	0	0	7	1.39	0.944	1
Matthew Michta	4	240	4	0	0	7	1.75	0.927	0
Totals	9	541	9	0	0	14	1.55	0.937	1

2023-2024 PLAYOFFS

EASTMAN SELECTS

	GP	G	A	PTS	PIM	PPG	PPA	SHG	SHA	GWG
Luc De Gagné	3	1	1	2	0	0	1	0	0	0
Mario Gagnon	3	1	1	2	2	1	0	0	0	0
Calyb Moore	3	0	2	2	0	0	0	0	0	0
Steele Jowett	3	1	0	1	6	0	0	0	0	0
Grayson Slaney	3	1	0	1	0	0	0	0	0	0
Eric Cote	3	0	1	1	0	0	1	0	0	0
Calem Normandeau	3	0	1	1	2	0	0	0	0	0
Job Peters	3	0	1	1	0	0	0	0	0	0
Nathan Forster	1	0	0	0	15	0	0	0	0	0
Max Leduchowski	1	0	0	0	2	0	0	0	0	0
Finley Titterson	1	0	0	0	23	0	0	0	0	0
Easton Gaffray	3	0	0	0	0	0	0	0	0	0
Hayden Kochen	3	0	0	0	0	0	0	0	0	0
Kasen Mateychuk	3	0	0	0	0	0	0	0	0	0
Cameron Sylvester	3	0	0	0	4	0	0	0	0	0
Malachi Thiessen	3	0	0	0	2	0	0	0	0	0
Jeremiah Warkentine	3	0	0	0	0	0	0	0	0	0
Total	3	4	7	11	56	1	2	0	0	0

	GP	MP	W	L	OTL	GA	GAA	SV%	SO
Samuel Fontaine	3	142	0	1	0	18	7.63	0.795	0
Daniel Banman	2	38	0	2	0	8	12.49	0.758	0
Totals	3	180	0	3	0	26	8.67	0.785	0

2023-2024 PLAYOFFS

INTERLAKE LIGHTNING

	GP	G	A	PTS	PIM	PPG	PPA	SHG	SHA	GWG
James Franklin	5	2	2	4	0	1	0	0	0	1
Brandon Burak	5	2	0	2	2	1	0	0	0	0
Blake Farthing	5	2	0	2	0	0	0	0	0	1
Ian Buors	5	1	1	2	4	0	0	0	0	0
Jeremy Kawiuk	5	1	1	2	4	0	1	0	0	0
Tytan Johnson	5	0	2	2	2	0	0	0	0	0
David Johnson	5	0	2	2	2	0	1	0	0	0
Mason Munday	3	1	0	1	0	0	0	0	0	0
Cole Swanson	4	1	0	1	0	0	0	0	0	0
Morgan Waddell	5	1	0	1	2	0	0	1	0	0
Talon Hogg	5	0	1	1	6	0	0	0	0	0
Drew Russell	5	0	1	1	10	0	0	0	0	0
Lucas Spencer	5	0	1	1	0	0	0	0	0	0
Brody Slatcher	2	0	0	0	2	0	0	0	0	0
Mason Bernier	5	0	0	0	0	0	0	0	0	0
Jake Keryluk	5	0	0	0	2	0	0	0	0	0
Ryder Kirk	5	0	0	0	0	0	0	0	0	0
Mathias Sibilleau	5	0	0	0	8	0	0	0	0	0
Kyler Zulyniak	5	0	0	0	4	0	0	0	0	0
Total	5	11	11	22	48	2	2	1	0	2

	GP	MP	W	L	OTL	GA	GAA	SV%	SO
Alex Myers	5	244	2	3	0	10	2.45	0.931	0
Dylan McFadyen	1	52	0	0	0	5	5.74	0.861	0
Totals	5	299	2	3	0	15	3.00	0.917	0

2023-2024 PLAYOFFS

PEMBINA VALLEY HAWKS

	GP	G	A	PTS	PIM	PPG	PPA	SHG	SHA	GWG
Acoyen Fehr	8	5	2	7	2	1	1	0	0	2
Liam Goertzen	8	4	2	6	4	0	0	0	0	0
Sam Delaquis	8	3	1	4	4	1	0	0	0	1
Lane Apperley	8	1	3	4	4	1	1	0	0	0
Ryder Wolfe	8	0	4	4	2	0	0	0	0	0
Haiden Friesen	8	0	3	3	2	0	1	0	0	0
Kam Thomas	8	0	3	3	0	0	1	0	0	0
Charlie Hill	7	1	1	2	0	0	0	0	0	0
Cohen Pilkington	8	1	1	2	2	0	0	0	0	0
Jayden Penner	8	0	2	2	4	0	0	0	0	0
Adrien McIntosh	8	1	0	1	2	0	0	0	0	0
Jaxon Hildebrand	8	0	1	1	2	0	0	0	0	0
Tegan Fehr	1	0	0	0	0	0	0	0	0	0
Sawyer Leite	1	0	0	0	0	0	0	0	0	0
Parker Henderson	3	0	0	0	0	0	0	0	0	0
Gavin Funk	8	0	0	0	2	0	0	0	0	0
Ragnar Gillis	8	0	0	0	4	0	0	0	0	0
Cade McCallum	8	0	0	0	4	0	0	0	0	0
Spencer Sabourin	8	0	0	0	0	0	0	0	0	0
Bench					6					
Total	8	16	23	39	44	3	4	0	0	3

	GP	MP	W	L	OTL	GA	GAA	SV%	SO
Bryson Yaschyshyn	8	487	3	5	0	27	3.33	0.903	0
Totals	8	488	3	5	0	27	3.32	0.903	0

Dressed but did not play: Ryler Gates (8)

2023-2024 PLAYOFFS

SOUTHWEST COUGARS

	GP	G	A	PTS	PIM	PPG	PPA	SHG	SHA	GWG
Jack Clark	5	5	1	6	0	1	0	0	0	1
Tyson Draper	5	1	5	6	2	1	0	0	0	0
Jackson Kohut	5	1	4	5	14	0	2	0	0	0
Kole Beard	5	1	1	2	2	0	0	0	0	1
Jackson Hofer	5	1	1	2	4	0	0	0	0	0
Bryan Laing	5	0	2	2	0	0	2	0	0	0
Regan Anderson	5	1	0	1	0	0	0	0	0	0
Jesse Brown	5	1	0	1	0	0	0	0	0	0
Lynden Gould	5	1	0	1	4	0	0	0	0	0
Nate Robson	5	1	0	1	4	0	0	0	0	0
Kylan Anderson	5	0	1	1	0	0	0	0	0	0
Kelby Diehl	5	0	1	1	2	0	0	0	0	0
Ryder Heaphy	5	0	1	1	2	0	0	0	0	0
Connor Hoemsen	5	0	1	1	0	0	0	0	0	0
Brock Hutchison	5	0	1	1	0	0	0	0	0	0
Drew Shiels	5	0	1	1	4	0	0	0	0	0
Sebastian Stone	5	0	1	1	0	0	0	0	0	0
Jack Swaenepoel	5	0	1	1	4	0	0	0	0	0
Total	5	13	22	35	42	2	4	0	0	2

	GP	MP	W	L	OTL	GA	GAA	SV%	SO
Micky Gross	4	247	2	1	1	9	2.19	0.921	0
Evan Svoboda	1	58	0	1	0	3	3.10	0.925	0
Totals	5	308	2	2	1	12	2.34	0.922	0

2023-2024 PLAYOFFS

WINNIPEG BRUINS

	GP	G	A	PTS	PIM	PPG	PPA	SHG	SHA	GWG
Carson White	5	3	2	5	0	1	1	0	0	1
Maxx Hamelin	5	2	3	5	0	1	1	0	0	1
Jaxson Fillion	5	2	1	3	2	0	0	0	0	0
Kale Chipman	5	0	3	3	6	0	2	0	0	0
Alexandre Andre	5	1	1	2	0	0	0	0	0	0
Lukas Mager	5	1	1	2	2	0	0	0	0	0
Connor Vandal	5	1	1	2	2	0	0	0	0	0
Sage Dela Cruz	5	0	2	2	0	0	0	0	0	0
Carter Willson	5	0	2	2	0	0	0	0	0	0
Brock Assailly	5	1	0	1	2	0	0	0	0	0
Tyler Free	5	1	0	1	4	0	0	0	0	0
Baron Baker	5	0	1	1	0	0	0	0	0	0
Danny Cross	5	0	1	1	2	0	0	0	0	0
Dylan Jaquet	5	0	1	1	0	0	0	0	0	0
Tyreece Pattyn	5	0	1	1	0	0	0	0	0	0
Lucas Boulanger	4	0	0	0	2	0	0	0	0	0
Shea Chornley	5	0	0	0	0	0	0	0	0	0
Shea Rollason	5	0	0	0	4	0	0	0	0	0
Bench					2					
Total	5	12	20	32	28	2	4	0	0	2

	GP	MP	W	L	OTL	GA	GAA	SV%	SO
Justin Perreault	5	304	2	2	1	13	2.56	0.922	1
Totals (1)	5	307	2	2	1	14	2.74	0.917	1

Dressed but did not play: Leyton Medwick (5)

2023-2024 PLAYOFFS

WINNIPEG THRASHERS

	GP	G	A	PTS	PIM	PPG	PPA	SHG	SHA	GWG
Brandon Corda	7	3	6	9	2	0	1	0	0	1
Mason Mykichuk	9	3	4	7	6	0	0	0	0	0
Maddox Malmquist	9	3	3	6	14	0	0	0	0	0
Kaiden Dela Cruz	9	1	5	6	0	0	2	0	0	0
Rohan Guevarra	9	4	1	5	0	0	0	1	0	0
Prabh Bhathal	5	2	1	3	0	0	0	0	0	1
Ryden Duchon	9	2	1	3	2	0	0	0	0	0
Riley Kushnier	7	1	2	3	15	1	1	0	0	0
Lincoln Black-Greaves	9	1	2	3	2	1	0	0	0	1
Ben Brambilla	9	1	2	3	0	0	0	0	0	1
Shane Fetterly	9	1	2	3	2	0	0	0	0	0
Carter Cabral	9	0	3	3	2	0	0	0	0	0
Parker Rolston	9	0	3	3	0	0	0	0	0	0
Lian Hanzmann	9	1	1	2	4	0	0	0	0	0
Ridley Melnyk	9	0	2	2	0	0	0	0	0	0
Crosby Harrison	9	1	0	1	4	0	0	0	0	0
Leland Cody	9	0	1	1	10	0	0	0	0	0
Logan Bruneau	4	0	0	0	4	0	0	0	0	0
Adam Hryhoruk	9	0	0	0	6	0	0	0	0	0
Total	9	24	39	63	73	2	4	1	0	4

	GP	MP	W	L	OTL	GA	GAA	SV%	SO
Taye Timmerman	9	550	4	4	1	26	2.84	0.918	0
Totals (1)	9	554	4	4	1	27	2.92	0.916	0

Dressed but did not play: Austin Kindrat (9)

2023-2024 PLAYOFFS

WINNIPEG WILD

	GP	G	A	PTS	PIM	PPG	PPA	SHG	SHA	GWG
Carter Kingerski	12	5	10	15	6	1	3	0	0	0
Cole Babych	12	3	8	11	4	1	2	0	0	0
Luca Pura	12	4	5	9	4	1	0	0	0	0
Declan Siwicki	12	6	2	8	0	0	1	0	0	0
William Marceus	12	3	5	8	2	2	2	0	0	0
Wyatt Dyck	12	2	6	8	4	1	2	0	0	0
Hudson Kowalchuk	12	4	3	7	2	3	2	0	0	1
Carter Bilous	12	0	6	6	4	0	2	0	0	0
Branden Watson	9	2	2	4	0	0	0	0	0	1
Tegan Kurtz	12	2	0	2	2	0	0	0	0	1
Jonah Vanderhorst	12	2	0	2	6	0	0	0	0	2
Seth Clements	12	1	1	2	2	0	0	0	0	0
Fenton Mann	12	1	1	2	6	0	0	0	0	1
Connor Zuk	12	1	1	2	4	0	0	0	0	0
Reid McIntyre	10	0	2	2	0	0	0	0	0	0
Gino Cotroneo	12	0	2	2	2	0	1	0	0	0
Beckham Garchinski	12	0	2	2	2	0	0	0	0	0
Hayden Turner	12	0	0	0	4	0	0	0	0	0
Total	12	36	56	92	54	9	15	0	0	6

	GP	MP	W	L	OTL	GA	GAA	SV%	SO
Jacob Armstrong	12	725	6	5	1	28	2.32	0.926	0
Totals (6)	12	729	6	5	1	34	2.80	0.911	0

Dressed but did not play: Dawson Groen (12)

1991-1992							
	GP	W	L	T	GF	GA	Pts
Brandon Wheat Kings	36	31	3	2	238	83	64
Winnipeg Hawks	36	26	9	1	206	116	53
Winnipeg Mavericks	36	25	10	1	174	140	51
Pembina Valley Hawks	36	20	14	2	181	164	42
Parkland Rangers	36	20	15	1	209	188	41
Winnipeg Warriors	36	17	17	2	153	160	36
Southwest Cougars	36	16	18	2	125	164	34
Yellowhead Chiefs	36	15	17	4	152	184	34
Kenora Boise	36	15	19	2	146	152	32
Norman Northstars	36	14	21	1	187	217	29
Central Plains Capitals	36	7	24	5	146	209	19
Eastman Selects	36	4	31	1	137	277	9

1994-1995							
	GP	W	L	T	GF	GA	Pts
Brandon Wheat Kings	36	27	7	2	214	155	56
Norman Northstars	36	26	6	4	233	147	56
Parkland Rangers	36	22	10	4	207	161	48
Interlake Lightning	36	19	12	5	148	144	43
Eastman Selects	36	19	15	2	174	174	40
Winnipeg Hawks	36	19	16	1	187	176	39
Yellowhead Chiefs	36	17	14	5	161	150	39
Winnipeg Warriors	36	18	16	2	200	200	38
Pembina Valley Hawks	36	17	18	1	167	169	35
Winnipeg Sharks	36	14	16	6	155	172	34
Southwest Cougars	36	14	20	2	163	211	30
Central Plains Capitals	36	9	25	2	153	215	20
Kenora Boise	36	3	32	1	100	188	7

1992-1993							
	GP	W	L	T	GF	GA	Pts
Winnipeg Hawks	36	26	8	2	208	125	54
Kenora Boise	36	25	7	4	216	134	54
Pembina Valley Hawks	36	25	9	2	214	140	52
Yellowhead Chiefs	36	22	10	4	168	126	48
Winnipeg Monarchs	36	20	13	3	201	154	43
Parkland Rangers	36	17	16	3	193	185	37
Norman Northstars	36	16	16	4	188	183	36
Winnipeg Warriors	36	16	18	2	163	166	34
Eastman Selects	36	12	19	5	161	190	29
Southwest Cougars	36	13	21	2	151	207	28
Central Plains Capitals	36	11	23	2	162	220	24
Interlake Lightning	36	8	22	6	167	282	22
Brandon Wheat Kings	36	9	24	3	132	212	21

1995-1996							
	GP	W	L	T	GF	GA	Pts
Norman Northstars	39	30	7	2	265	161	62
Interlake Lightning	39	30	8	1	207	107	61
Yellowhead Chiefs	39	27	10	2	196	138	56
Eastman Selects	39	25	12	2	219	178	52
Kenora Rainy River Stars	39	19	16	4	150	138	42
Brandon Wheat Kings	39	18	16	5	170	175	41
Winnipeg Hawks	39	18	16	5	182	183	41
Parkland Rangers	39	17	16	6	184	167	40
Winnipeg Sharks	39	16	16	7	161	159	39
Pembina Valley Hawks	39	14	22	3	157	195	31
Winnipeg Monarchs	39	13	22	4	145	199	30
Central Plains Capitals	39	12	21	6	154	204	30
Southwest Cougars	39	10	20	9	153	194	29
Winnipeg Warriors	39	5	33	1	140	285	11

1993-1994							
	GP	W	L	T	GF	GA	Pts
Winnipeg Hawks	39	26	7	6	216	151	58
Yellowhead Chiefs	39	27	11	1	216	149	55
Southwest Cougars	39	24	11	4	183	146	52
Winnipeg Warriors	39	24	12	3	207	167	51
Pembina Valley Hawks	39	23	14	2	210	155	48
Winnipeg Monarchs	39	22	14	3	176	174	47
Eastman Selects	39	19	12	8	179	159	46
Parkland Rangers	39	21	16	2	207	164	44
Interlake Lightning	39	17	18	4	170	169	38
Norman Northstars	39	15	20	4	170	183	34
Brandon Wheat Kings	39	14	23	2	155	193	30
Central Plains Capitals	39	10	21	8	146	208	28
Kenora Boise	39	12	25	2	154	225	26
Winnipeg Sharks	39	7	30	2	149	295	16

1996-1997							
	GP	W	L	T	GF	GA	Pts
Winnipeg Monarchs	39	28	10	1	225	148	57
Pembina Valley Hawks	39	26	10	3	174	101	55
Kenora AAA Stars	39	24	11	4	156	111	52
Eastman Selects	39	21	14	4	220	175	46
Winnipeg Warriors	39	22	16	1	212	200	45
Southwest Cougars	39	22	16	1	175	152	45
Winnipeg Hawks	39	21	16	2	204	203	44
Brandon Wheat Kings	39	21	16	2	195	174	44
Norman Northstars	39	20	18	1	178	189	41
Winnipeg Sharks	39	16	17	6	166	188	38
Yellowhead Chiefs	39	12	20	7	154	174	31
Interlake Lightning	39	12	22	5	148	198	29
Parkland Rangers	39	13	23	3	192	251	29
Central Plains Capitals	39	4	32	3	135	269	11

2003-2004							
	GP	W	L	T	GF	GA	Pts
Brandon Wheat Kings	40	31	5	4	208	112	66
Winnipeg Thrashers	40	29	3	8	171	88	66
Pembina Valley Hawks	40	25	11	4	156	129	54
Eastman Selects	40	24	11	5	162	121	53
Central Plains Capitals	40	19	17	4	145	153	42
Winnipeg Wild	40	18	17	5	144	141	41
Kenora Stars	40	17	17	6	136	145	40
Yellowhead Chiefs	40	15	20	5	118	148	35
Norman Northstars	40	13	21	6	127	157	32
Interlake Lightning	40	10	20	10	118	136	30
Southwest Cougars	40	11	25	4	93	153	26
Parkland Rangers	40	7	29	4	106	201	18

2004-2005							
West Division							
	GP	W	L	T	GF	GA	Pts
Pembina Valley Hawks	40	28	8	4	217	148	60
Central Plains Capitals	40	28	10	2	192	140	58
Brandon Wheat Kings	40	25	12	3	165	135	53
Southwest Cougars	40	14	21	5	118	157	33
Yellowhead Chiefs	40	12	23	5	144	175	29
Parkland Rangers	40	9	30	1	105	192	19
East Division							
	GP	W	L	T	GF	GA	Pts
Winnipeg Wild	40	32	6	2	242	102	66
Interlake Lightning	40	29	7	4	196	102	62
Eastman Selects	40	26	11	3	184	134	55
Wpg Thrashers	40	17	19	4	192	138	38
Kenora Thistles	40	7	31	2	105	238	16
Norman Northstars	40	3	37	0	86	285	6

2005-2006							
West Division							
	GP	W	L	T	GF	GA	Pts
Pembina Valley Hawks	40	30	5	5	222	109	65
Brandon Wheat Kings	40	25	9	6	197	117	56
Southwest Cougars	40	24	12	4	151	122	52
Parkland Rangers	40	17	20	3	146	178	37
Yellowhead Chiefs	40	9	30	1	85	173	19
Central Plains Capitals	40	8	31	1	90	272	17
East Division							
	GP	W	L	T	GF	GA	Pts
Winnipeg Thrashers	40	31	4	5	241	89	67
Interlake Lightning	40	29	10	1	197	135	59
Winnipeg Wild	40	23	15	2	204	108	48
Eastman Selects	40	17	19	4	179	147	38
Norman Northstars	40	12	23	5	143	183	29
Kenora Stars	40	2	36	2	77	299	6

2006-2007							
West Division							
	GP	W	L	T	GF	GA	Pts
Brandon Wheat Kings	40	33	5	2	269	94	68
Pembina Valley Hawks	40	30	6	4	202	86	64
Southwest Cougars	40	14	23	3	105	161	31
Central Plains Capitals	40	12	26	2	102	210	26
Yellowhead Chiefs	40	9	27	4	115	184	22
Parkland Rangers	40	7	28	5	107	248	19
East Division							
	GP	W	L	T	GF	GA	Pts
Winnipeg Thrashers	40	35	4	1	299	98	71
Winnipeg Wild	40	30	5	5	234	87	65
Eastman Selects	40	24	13	3	164	105	51
Norman Northstars	40	18	19	3	187	178	39
Interlake Lightning	40	12	25	3	97	200	27
Kenora Stars	40	5	34	1	72	302	11

2007-2008							
West Division							
	GP	W	L	T	GF	GA	Pts
Pembina Valley Hawks	40	29	7	4	195	93	62
Brandon Wheat Kings	40	23	15	2	148	139	48
Yellowhead Chiefs	40	19	19	2	139	163	40
Southwest Cougars	40	15	22	3	122	160	33
Central Plains Capitals	40	12	26	2	101	165	26
Parkland Rangers	40	6	34	0	79	251	12
East Division							
	GP	W	L	T	GF	GA	Pts
Winnipeg Thrashers	40	40	0	0	268	43	80
Winnipeg Wild	40	32	7	1	239	90	65
Eastman Selects	40	27	12	1	208	159	55
Norman Northstars	40	19	16	5	128	129	43
Interlake Lightning	40	16	20	4	130	180	36
Kenora Thistles	40	2	37	1	100	285	5

2008-2009							
West Division							
	GP	W	L	T	GF	GA	Pts
Pembina Valley Hawks	44	34	7	3	214	106	71
Brandon Wheat Kings	44	29	14	1	210	128	59
Central Plains Capitals	44	21	22	1	135	169	43
Yellowhead Chiefs	44	15	26	3	150	217	33
Southwest Cougars	44	13	28	3	126	197	29
Parkland Rangers	44	10	30	4	99	184	24
East Division							
	GP	W	L	T	GF	GA	Pts
Winnipeg Wild	44	39	4	1	273	105	79
Winnipeg Thrashers	44	35	8	1	227	101	71
Eastman Selects	44	22	17	5	154	166	49
Norman Northstars	44	18	22	4	126	149	40
Interlake Lightning	44	15	23	6	139	179	36
Kenora Thistles	44	13	30	1	113	265	27

2009-2010							
West Division							
	GP	W	L	T	GF	GA	Pts
Pembina Valley Hawks	44	34	7	3	204	99	71
Southwest Cougars	44	32	9	3	171	92	67
Brandon Wheat Kings	44	30	11	3	169	100	63
Central Plains Capitals	44	20	22	2	145	173	42
Yellowhead Chiefs	44	9	31	4	108	217	22
Parkland Rangers	43	8	35	1	77	219	17
East Division							
	GP	W	L	T	GF	GA	Pts
Winnipeg Wild	44	37	4	3	251	112	77
Eastman Selects	44	29	13	2	193	127	60
Interlake Lightning	44	18	20	6	158	173	42
Winnipeg Thrashers	44	18	23	3	160	187	39
Kenora Thistles	43	15	26	3	118	176	33
Norman Northstars	44	14	26	4	135	200	32

2012-2013							
West Division							
	GP	W	L	T	GF	GA	Pts
* Brandon Wheat Kings	44	32	10	2	185	100	66
Yellowhead Chiefs	44	29	12	3	173	143	61
Pembina Valley Hawks	44	28	11	5	184	135	61
Southwest Cougars	44	23	19	2	129	126	48
Central Plains Capitals	44	16	24	4	148	182	36
Parkland Rangers	44	7	35	2	63	211	16
East Division							
	GP	W	L	T	GF	GA	Pts
Winnipeg Wild	44	37	5	2	203	93	76
Winnipeg Thrashers	44	36	5	3	203	79	75
* Kenora Thistles	44	25	13	6	138	124	56
Norman Northstars	44	15	25	4	157	207	34
Interlake Lightning	44	9	32	3	133	215	21
Eastman Selects	44	7	35	2	119	220	16

* Kenora Thistles at Brandon Wheat Kings game forfeited. Brandon credited with 1-0 victory

2010-2011							
West Division							
	GP	W	L	T	GF	GA	Pts
Southwest Cougars	44	31	8	5	175	98	67
Brandon Wheat Kings	44	30	14	0	180	158	60
Central Plains Capitals	44	21	17	6	162	151	48
Yellowhead Chiefs	44	13	26	5	102	176	31
Pembina Valley Hawks	44	10	32	2	89	186	22
Parkland Rangers	44	2	42	0	63	343	4
East Division							
	GP	W	L	T	GF	GA	Pts
Winnipeg Thrashers	44	37	5	2	226	86	76
Winnipeg Wild	44	36	5	3	231	76	75
Eastman Selects	44	29	13	2	195	104	60
Interlake Lightning	44	20	22	2	160	157	42
Norman Northstars	44	19	23	2	153	174	40
Kenora Thistles	44	16	24	4	128	156	36

2013-2014								
	GP	W	L	OL	SL	GF	GA	Pts
Brandon Wheat Kings	44	39	3	0	2	254	92	80
Winnipeg Wild	44	37	5	0	2	219	64	76
Winnipeg Thrashers	44	34	7	0	3	164	88	71
Eastman Selects	44	24	13	3	4	167	135	55
Southwest Cougars	44	22	19	1	2	133	152	47
Kenora Thistles	44	21	20	0	3	114	134	45
Pembina Valley Hawks	44	19	20	0	5	135	147	43
* Yellowhead Chiefs	44	19	21	2	2	126	156	42
Interlake Lightning	44	19	21	3	1	113	157	42
Parkland Rangers	44	11	29	2	2	129	191	26
Norman Northstars	44	10	33	0	1	114	217	21
Central Plains Capitals	44	9	33	2	0	132	267	20

* Yellowhead Chiefs won a one-game playoff against Interlake Lightning to finish eighth.

2011-2012							
West Division							
	GP	W	L	T	GF	GA	Pts
Southwest Cougars	44	35	5	4	176	80	74
Brandon Wheat Kings	44	23	18	3	147	180	49
Pembina Valley Hawks	44	19	22	3	125	165	41
Central Plains Capitals	44	18	25	1	150	185	37
Yellowhead Chiefs	44	13	24	7	147	211	33
Parkland Rangers	44	13	27	4	129	222	30
East Division							
	GP	W	L	T	GF	GA	Pts
Winnipeg Wild	44	41	2	1	311	85	83
Winnipeg Thrashers	44	35	5	4	227	86	74
Interlake Lightning	44	24	18	2	174	169	50
Norman Northstars	44	19	22	3	152	180	41
Kenora Thistles	44	12	24	8	122	183	32
Eastman Selects	44	12	29	3	115	229	27

2014-2015								
	GP	W	L	OL	SL	GF	GA	Pts
Winnipeg Wild	44	38	4	0	2	230	75	78
Brandon Wheat Kings	44	32	12	0	0	164	111	64
Winnipeg Thrashers	44	29	14	1	0	153	117	59
Eastman Selects	44	29	14	0	1	180	125	59
Pembina Valley Hawks	44	27	14	2	1	167	150	57
Parkland Rangers	44	24	17	0	3	160	144	51
Interlake Lightning	44	22	19	3	0	164	147	47
Kenora Thistles	44	21	22	0	1	153	150	43
Yellowhead Chiefs	44	17	25	1	1	119	154	36
Southwest Cougars	44	12	28	3	1	107	163	28
Central Plains Capitals	44	8	32	2	2	94	202	20
Norman Northstars	44	5	38	0	1	94	247	11

2015-2016								
	GP	W	L	OL	SL	GF	GA	Pts
Eastman Selects	44	40	1	1	2	230	92	83
Winnipeg Wild	44	36	5	2	1	201	83	75
Winnipeg Thrashers	44	32	10	1	1	209	107	66
Yellowhead Chiefs	44	29	8	1	6	155	104	65
Central Plains Capitals	44	23	15	2	4	146	126	52
Brandon Wheat Kings	44	22	21	0	1	127	138	45
Kenora Thistles	44	21	21	2	0	160	180	44
Southwest Cougars	44	20	20	1	3	136	145	44
Parkland Rangers	44	19	21	0	4	171	178	42
Pembina Valley Hawks	44	9	31	1	3	97	198	22
Interlake Lightning	44	10	34	0	0	119	236	20
Norman Northstars	44	3	38	2	1	118	282	9

2018-2019								
	GP	W	L	OL	SL	GF	GA	Pts
Winnipeg Wild	48	41	5	1	1	251	91	84
Yellowhead Chiefs	48	37	9	2	0	236	135	76
Brandon Wheat Kings	48	35	11	2	0	218	117	72
Southwest Cougars	48	33	10	2	3	216	117	71
Winnipeg Thrashers	48	30	13	2	3	219	133	65
Eastman Selects	48	27	16	5	0	215	158	59
Pembina Valley Hawks	48	24	18	4	2	165	183	54
Winnipeg Bruins	48	22	20	3	3	161	159	50
Kenora Thistles	48	20	26	1	1	137	184	42
Central Plains Capitals	48	18	29	0	1	156	184	37
Interlake Lightning	48	10	34	3	1	117	248	24
Norman Northstars	48	8	38	1	1	129	338	18
Parkland Rangers	48	7	37	3	1	90	263	18

2016-2017								
	GP	W	L	T	OL	SL	GF	GA Pts
Winnipeg Wild	44	35	6	0	0	3	229	80 73
Yellowhead Chiefs	44	30	6	1	2	5	197	120 68
Winnipeg Thrashers	44	27	12	0	1	4	196	118 59
Pembina Valley Hawks	44	28	15	0	0	1	170	134 57
Brandon Wheat Kings	44	26	16	0	1	1	167	127 54
Eastman Selects	44	25	15	0	2	2	152	124 54
Central Plains Capitals	44	25	15	0	3	1	185	153 54
Parkland Rangers	44	18	22	0	1	3	153	195 40
Southwest Cougars	44	16	25	0	2	1	125	175 35
Kenora Thistles	44	15	24	2	0	3	122	198 35
Interlake Lightning	44	10	28	1	1	4	117	216 26
Norman Northstars	44	7	36	0	0	1	111	284 15

2019-2020								
	GP	W	L	OL	SL	GF	GA	Pts
Winnipeg Wild	48	44	4	0	0	295	84	88
Pembina Valley Hawks	48	35	9	4	0	268	128	74
Winnipeg Thrashers	48	35	11	2	0	240	131	72
Southwest Cougars	48	34	12	2	0	248	158	70
Yellowhead Chiefs	48	32	12	1	3	245	131	68
Eastman Selects	48	30	16	1	1	221	149	62
Winnipeg Bruins	48	27	17	3	1	198	164	58
Central Plains Capitals	48	26	22	0	0	208	200	52
Parkland Rangers	48	16	30	2	0	142	212	34
Interlake Lightning	48	14	32	2	0	153	241	30
Brandon Wheat Kings	48	12	34	0	2	154	222	26
Norman Northstars	48	5	42	1	0	123	330	11
Kenora Thistles	48	2	45	1	0	77	422	5

2017-2018								
	GP	W	L	OL	SL	GF	GA	Pts
Winnipeg Wild	48	41	5	1	1	325	107	84
Brandon Wheat Kings	48	40	6	0	2	262	123	82
Winnipeg Bruins	48	30	13	2	3	215	161	65
Winnipeg Thrashers	48	28	19	1	0	191	181	57
Eastman Selects	48	26	17	2	3	188	161	57
Yellowhead Chiefs	48	26	20	2	0	169	152	54
Southwest Cougars	48	26	21	1	0	164	151	53
Central Plains Capitals	48	23	19	2	4	207	194	52
Pembina Valley Hawks	48	23	20	2	3	182	192	51
Kenora Thistles	48	18	26	0	4	151	184	40
Parkland Rangers	48	16	27	2	3	153	210	37
Interlake Lightning	48	11	32	3	2	119	247	27
Norman Northstars	48	4	43	0	1	122	385	9

2020-2021								
	GP	W	L	OL	SL	GF	GA	W% P/GP
Parkland Rangers	7	6	1	0	0	38	19	.857 1.71
Interlake Lightning	4	3	1	0	0	11	9	.750 1.50
* Brandon Wheat Kings	8	5	3	0	0	46	30	.625 1.25
* Southwest Cougars	8	4	2	0	2	40	23	.625 1.25
Eastman Selects	5	3	2	0	0	19	18	.600 1.20
Central Plains Capitals	5	2	1	0	2	14	15	.600 1.20
Yellowhead Chiefs	8	4	3	0	1	34	32	.563 1.13
Winnipeg Bruins	4	2	2	0	0	19	16	.500 1.00
Winnipeg Thrashers	4	2	2	0	0	17	21	.500 1.00
Winnipeg Wild	2	1	1	0	0	10	9	.500 1.00
Pembina Valley Hawks	4	1	3	0	0	13	15	.250 0.50
Norman Northstars	7	0	7	0	0	7	61	.000 0.00
Kenora Thistles	0	0	0	0	0	0	0	.000 0.00

League Standings based on P/GP (points per games played)

* Brandon Wheat Kings at Southwest Cougars Oct. 16 forfeited.
Southwest credited with 1-0 victory.

2021-2022

	GP	W	L	OL	SL	GF	GA	Pts
Brandon Wheat Kings	44	37	4	1	2	262	124	77
Winnipeg Wild	43	35	5	1	2	201	104	73
Eastman Selects	41	32	6	2	1	210	123	67
Parkland Rangers	44	22	17	2	3	192	172	49
Yellowhead Chiefs	43	20	15	7	1	129	144	48
Winnipeg Thrashers	43	22	20	0	1	189	191	45
Southwest Cougars	44	21	20	2	1	136	132	45
Winnipeg Bruins	42	20	18	3	1	157	150	44
Pembina Valley Hawks	42	17	23	2	0	141	187	36
Norman Northstars	42	11	27	3	1	126	233	26
Interlake Lightning	42	10	30	2	0	117	188	22
Kenora Thistles	30	3	26	1	0	74	186	7

* *Kenora Thistles played less than a full schedule because of COVID-19*

2022-2023

	GP	W	L	OL	SL	GF	GA	PTS
Brandon Wheat Kings	44	34	7	1	2	211	109	71
Winnipeg Bruins	44	33	9	2	0	223	124	68
Pembina Valley Hawks	44	30	7	5	2	169	114	67
Winnipeg Wild	44	32	11	1	0	220	124	65
Winnipeg Thrashers	44	26	17	1	0	170	162	53
Yellowhead Chiefs	44	22	16	4	2	151	161	50
Eastman Selects	44	21	21	1	1	149	158	44
Southwest Cougars	44	19	21	2	2	170	175	42
Interlake Lightning	44	18	23	1	2	160	171	39
Parkland Rangers	44	12	25	7	0	155	215	31
Kenora Thistles	44	13	28	3	0	126	188	29
Norman Northstars	44	4	39	1	0	93	296	9

* *Winnipeg Bruins game vs. Pembina Valley Hawks 12 Oct 2022 was forfeited. Pembina Valley Hawks credited with 1-0 victory.*

2023-2024

	GP	W	LOTL	SOL	GF	GA	PTS	
Brandon Wheat Kings	44	43	0	1	0	270	82	87
Southwest Cougars	44	27	13	2	2	171	134	58
Winnipeg Wild	44	27	13	3	1	184	120	58
Winnipeg Thrashers	44	26	17	1	0	193	163	53
Winnipeg Bruins	44	24	15	3	2	180	148	53
Interlake Lightning	44	24	17	3	0	158	143	51
Pembina Valley Hawks	44	20	16	4	4	142	129	48
Eastman Selects	44	20	23	0	1	169	199	41
Norman Northstars	44	19	23	1	1	158	200	40
Yellowhead Chiefs	44	13	25	2	4	142	183	32
Parkland Rangers	44	13	28	2	1	116	219	29
Kenora Thistles	44	8	33	2	1	98	261	19

* *Eastman Selects 6-3 victory over Winnipeg Bruins Jan 17 was forfeited and Winnipeg Bruins were credited with a 3-0 victory.*

TEAM PERFORMANCE

YEAR-BY-YEAR

WON-LOSS RECORDS

1985-1986 — 2023-2024

	Yrs	GP	W	L	T	GF	GA	Pts	Pct
Brandon Wheat Kings	39	1540	983	454	103	7344	5199	2069	.672
Central Plains Capitals	32	1286	477	698	111	4634	5982	1065	.414
Eastman Selects	38	1502	777	596	129	6519	5879	1683	.560
Interlake Lightning	34	1366	494	748	124	4780	6234	1112	.407
Kenora Thistles	37	1492	504	872	116	4722	7129	1124	.377
Norman Northstars	38	1511	540	866	105	5612	7536	1185	.392
Parkland Rangers	36	1441	424	907	110	4763	7527	958	.332
Pembina Valley Hawks	39	1534	867	529	138	6689	5512	1872	.610
Southwest Cougars	39	1540	787	614	139	6082	5554	1713	.556
Winnipeg Bruins	7	278	158	94	26	1153	922	342	.615
Winnipeg Sharks/Thrashers	31	1268	807	362	99	5986	4141	1713	.675
Winnipeg Saints/Warriors/Wild	39	1543	1087	366	91	8174	4800	2265	.734
Yellowhead Chiefs	37	1478	709	624	145	5786	5767	1563	.529
Winnipeg Stars/Hawks	17	627	302	265	44	2980	2902	666	.531
Winnipeg Monarchs/Mavericks	16	594	292	257	45	2806	2652	629	.529
River East Royals	2	70	33	28	9	269	275	75	.536
St. James Canadians	2	70	15	48	7	237	403	37	.264

Games played do not equal win-loss records as three games were defaulted in 1986-1987

Norman games against rural teams counted as double games in 1986-1987 and 1987-1988 for Norman only

Kenora Thistles at Brandon Wheat Kings game in 2012-2013 was forfeited (Brandon credited with 1-0 victory)

Brandon Wheat Kings at Southwest Cougars game in 2020-2021 was forfeited (Southwest credited with 1-0 victory)

Kenora Thistles played less than a full schedule in 2021-2022 because of COVID pandemic

Winnipeg Bruins at Pembina Valley Hawks was forfeited. (Pembina Valley Hawks credited with 1-0 victory)

Eastman Selects victory over Winnipeg Bruins was forfeited (Winnipeg Bruins credited with a 3-0 victory)

BRANDON WHEAT KINGS

Year	GP	W	L	T	GF	GA	Pts	Pct
85-86	32	15	13	4	179	174	34	0.531
86-87	29	17	8	4	183	127	38	0.655
87-88	31	16	8	7	188	140	39	0.629
88-89	27	10	13	4	94	111	24	0.444
89-90	40	26	11	3	214	147	55	0.688
90-91	36	28	6	2	180	112	58	0.806
91-92	36	31	3	2	238	83	64	0.889
92-93	36	9	24	3	132	212	21	0.292
93-94	39	14	23	2	155	193	30	0.385
94-95	36	27	7	2	214	155	56	0.778
95-96	39	18	16	5	170	175	41	0.526
96-97	39	21	16	2	195	174	44	0.564
97-98	40	21	14	5	179	159	47	0.588
98-99	40	22	11	7	187	141	51	0.638
99-00	40	23	16	1	180	155	47	0.588
00-01	40	18	19	3	187	156	39	0.488
01-02	40	27	11	2	181	133	56	0.700
02-03	40	34	5	1	275	114	69	0.863
03-04	40	31	5	4	208	112	66	0.825
04-05	40	25	12	3	165	135	53	0.663
05-06	40	25	9	6	197	117	56	0.700
06-07	40	33	5	2	269	94	68	0.850
07-08	40	23	15	2	148	139	48	0.600
08-09	44	29	14	1	210	128	59	0.670
09-10	44	30	11	3	169	100	63	0.716
10-11	44	30	14	0	180	158	60	0.682
11-12	44	23	18	3	147	180	49	0.557
12-13	44	32	10	2	185	100	66	0.750
13-14	44	39	3	2	254	92	80	0.909
14-15	44	32	12	0	164	111	64	0.727
15-16	44	22	21	1	127	138	45	0.511
16-17	44	26	16	2	167	127	54	0.614
17-18	48	40	6	2	262	123	82	0.854
18-19	48	35	11	2	218	117	72	0.750
19-20	48	12	34	2	154	222	26	0.271
20-21	8	5	3	0	46	30	10	0.625
21-22	44	37	4	3	262	124	77	0.875
22-23	44	34	7	3	211	109	71	0.807
23-24	44	43	0	1	270	82	87	0.989
39	1540	983	454	103	7344	5199	2069	0.672

CENTRAL PLAINS CAPITALS

Year	GP	W	L	T	GF	GA	Pts	Pct
89-90	40	18	18	4	215	219	40	0.500
90-91	36	8	21	7	138	194	23	0.319
91-92	36	7	24	5	146	209	19	0.264
92-93	36	11	23	2	162	220	24	0.333
93-94	39	10	21	8	146	208	28	0.359
94-95	36	9	25	2	153	215	20	0.278
95-96	39	12	21	6	154	204	30	0.385
96-97	39	4	32	3	135	269	11	0.141
97-98	40	8	29	3	136	242	19	0.238
98-99	40	11	27	2	128	192	24	0.300
99-00	40	14	21	5	136	184	33	0.413
00-01	40	26	8	6	212	147	58	0.725
01-02	40	14	23	3	136	189	31	0.388
02-03	40	16	19	5	126	150	37	0.463
03-04	40	19	17	4	144	153	42	0.525
04-05	40	28	10	2	192	140	58	0.725
05-06	40	8	31	1	90	272	17	0.213
06-07	40	12	26	2	102	210	26	0.325
07-08	40	12	26	2	101	165	26	0.325
08-09	44	21	22	1	135	169	43	0.489
09-10	44	20	22	2	145	172	42	0.477
10-11	44	21	17	6	162	151	48	0.545
11-12	44	18	25	1	150	185	37	0.420
12-13	44	16	24	4	148	182	36	0.409
13-14	44	9	33	2	132	267	20	0.227
14-15	44	8	32	4	94	202	20	0.227
15-16	44	23	15	6	146	126	52	0.591
16-17	44	25	15	4	185	153	54	0.614
17-18	48	23	19	6	207	194	52	0.542
18-19	48	18	29	1	156	184	37	0.385
19-20	48	26	22	0	208	200	52	0.542
20-21	5	2	1	2	14	15	6	0.600
32	1286	477	698	111	4634	5982	1065	0.414

EASTMAN SELECTS

Year	GP	W	L	T	GF	GA	Pts	Pct
86-87	29	3	26	0	91	244	6	0.103
87-88	31	17	12	2	199	155	36	0.581
88-89	27	17	9	1	154	109	35	0.648
89-90	40	16	20	4	180	191	36	0.450
90-91	36	7	25	4	130	217	18	0.250
91-92	36	4	31	1	137	277	9	0.125
92-93	36	12	19	5	161	190	29	0.403
93-94	39	19	12	8	179	159	46	0.590
94-95	36	19	15	2	174	174	40	0.556
95-96	39	25	12	2	219	178	52	0.667
96-97	39	21	14	4	220	175	46	0.590
97-98	40	21	16	3	200	174	45	0.563
98-99	40	12	18	10	139	149	34	0.425
99-00	40	27	11	2	222	123	56	0.700
00-01	40	18	16	6	163	152	42	0.525
01-02	40	27	11	2	220	120	56	0.700
02-03	40	18	12	10	158	138	46	0.575
03-04	40	24	11	5	162	121	53	0.663
04-05	40	26	11	3	184	134	55	0.688
05-06	40	17	19	4	179	147	38	0.475
06-07	40	24	13	3	164	105	51	0.638
07-08	40	27	12	1	208	159	55	0.688
08-09	44	22	17	5	154	166	49	0.557
09-10	44	29	13	2	193	127	60	0.682
10-11	44	29	13	2	195	104	60	0.682
11-12	44	12	29	3	115	229	27	0.307
12-13	44	7	35	2	119	220	16	0.182
13-14	44	24	13	7	167	135	55	0.625
14-15	44	29	14	1	180	125	59	0.670
15-16	44	40	1	3	230	92	83	0.943
16-17	44	25	15	4	152	124	54	0.614
17-18	48	26	17	5	188	161	57	0.594
18-19	48	27	16	5	215	158	59	0.615
19-20	48	30	16	2	221	149	62	0.646
20-21	5	3	2	0	19	18	6	0.600
21-22	41	32	6	3	210	123	67	0.817
22-23	44	21	21	2	149	158	44	0.500
23-24	44	20	23	1	169	199	41	0.466

38 1502 777 596 129 6519 5879 1683 0.560

INTERLAKE LIGHTNING

Year	GP	W	L	T	GF	GA	Pts	Pct
85-86	32	6	22	4	148	228	16	0.250
87-88	31	2	28	1	134	276	5	0.081
92-93	36	8	22	6	167	282	22	0.306
93-94	39	17	18	4	170	169	38	0.487
94-95	36	19	12	5	148	144	43	0.597
95-96	39	30	8	1	207	107	61	0.782
96-97	39	12	22	5	148	198	29	0.372
97-98	40	8	28	4	124	239	20	0.250
98-99	40	10	28	2	135	186	22	0.275
99-00	40	13	21	6	149	201	32	0.400
00-01	40	11	28	1	135	230	23	0.288
01-02	40	15	20	5	144	164	35	0.438
02-03	40	10	23	7	121	161	27	0.338
03-04	40	10	20	10	118	136	30	0.375
04-05	40	29	7	4	196	102	62	0.775
05-06	40	29	10	1	197	135	59	0.738
06-07	40	12	25	3	97	200	27	0.338
07-08	40	16	20	4	130	180	36	0.450
08-09	44	15	23	6	139	179	36	0.409
09-10	44	18	20	6	158	173	42	0.477
10-11	44	20	22	2	160	157	42	0.477
11-12	44	24	18	2	174	169	50	0.568
12-13	44	9	32	3	133	215	21	0.239
13-14	44	19	21	4	113	157	42	0.477
14-15	44	22	19	3	164	147	47	0.534
15-16	44	10	34	0	119	236	20	0.227
16-17	44	10	28	6	117	216	26	0.295
17-18	48	11	32	5	119	247	27	0.281
18-19	48	10	34	4	117	248	24	0.250
19-20	48	14	32	2	153	241	30	0.313
20-21	4	3	1	0	11	9	6	0.750
21-22	42	10	30	2	117	188	22	0.262
22-23	44	18	23	3	160	171	39	0.443
23-24	44	24	17	3	158	143	51	0.580

34 1366 494 748 124 4780 6234 1112 0.407

KENORA THISTLES

Year	GP	W	L	T	GF	GA	Pts	Pct
86-87	34	9	24	1	121	211	19	0.279
87-88	32	8	20	4	129	157	20	0.313
88-89	27	13	11	3	114	122	29	0.537
89-90	40	21	15	4	190	171	46	0.575
90-91	36	13	20	3	142	201	29	0.403
91-92	36	15	19	2	146	152	32	0.444
92-93	36	25	7	4	216	134	54	0.750
93-94	39	12	25	2	154	225	26	0.333
94-95	36	3	32	1	100	188	7	0.097
95-96	39	19	16	4	150	138	42	0.538
96-97	39	24	11	4	156	111	52	0.667
97-98	40	10	26	4	119	175	24	0.300
98-99	40	20	14	6	130	128	46	0.575
99-00	40	5	31	4	72	230	14	0.175
00-01	40	25	11	4	171	151	54	0.675
01-02	40	13	25	2	153	189	28	0.350
02-03	40	13	22	5	140	186	31	0.388
03-04	40	17	17	6	136	145	40	0.500
04-05	40	7	31	2	105	238	16	0.200
05-06	40	2	36	2	77	299	6	0.075
06-07	40	5	34	1	72	302	11	0.138
07-08	40	2	37	1	100	285	5	0.063
08-09	44	13	30	1	113	265	27	0.307
09-10	44	15	26	3	118	176	33	0.375
10-11	44	16	24	4	126	156	36	0.409
11-12	44	12	24	8	122	183	32	0.364
12-13	44	25	13	6	138	124	56	0.636
13-14	44	21	20	3	114	134	45	0.511
14-15	44	21	22	1	153	150	43	0.489
15-16	44	21	21	2	160	180	44	0.500
16-17	44	15	24	5	122	198	35	0.398
17-18	48	18	26	4	151	184	40	0.417
18-19	48	20	26	2	137	184	42	0.438
19-20	48	2	45	1	77	422	5	0.052
21-22	30	3	26	1	74	186	7	0.117
22-23	44	13	28	3	126	188	29	0.330
23-24	44	8	33	3	98	261	19	0.216
37	1492	504	872	116	4722	7129	1124	0.377

NORMAN NORTHSTARS

Year	GP	W	L	T	GF	GA	Pts	Pct
86-87	34	21	12	1	165	112	43	0.632
87-88	32	19	11	2	148	131	40	0.625
88-89	27	13	9	5	150	134	31	0.574
89-90	40	19	19	2	206	206	40	0.500
90-91	36	16	15	5	158	151	37	0.514
91-92	36	14	21	1	187	217	29	0.403
92-93	36	16	16	4	188	183	36	0.500
93-94	39	15	20	4	170	183	34	0.436
94-95	36	26	6	4	233	147	56	0.778
95-96	39	30	7	2	265	161	62	0.795
96-97	39	20	18	1	178	189	41	0.526
97-98	40	18	21	1	189	192	37	0.463
98-99	40	22	15	3	184	168	47	0.588
99-00	40	11	27	2	132	199	24	0.300
00-01	40	16	18	6	170	169	38	0.475
01-02	40	24	14	2	152	131	50	0.625
02-03	40	14	19	7	148	148	35	0.438
03-04	40	13	21	6	127	157	32	0.400
04-05	40	3	37	0	86	285	6	0.075
05-06	40	12	23	5	143	183	29	0.363
06-07	40	18	19	3	187	178	39	0.488
07-08	40	19	16	5	128	129	43	0.538
08-09	44	18	22	4	126	149	40	0.455
09-10	44	14	26	4	135	200	32	0.364
10-11	44	19	23	2	153	174	40	0.455
11-12	44	19	22	3	152	180	41	0.466
12-13	44	15	25	4	157	207	34	0.386
13-14	44	10	33	1	114	217	21	0.239
14-15	44	5	38	1	94	247	11	0.125
14-15	44	3	38	3	118	282	9	0.102
16-17	44	7	36	1	111	284	15	0.170
17-18	48	4	43	1	122	385	9	0.094
18-19	48	8	38	2	129	338	18	0.188
19-20	48	5	42	1	123	330	11	0.115
20-21	7	0	7	0	7	61	0	0.000
21-22	42	11	27	4	126	233	26	0.310
22-23	44	4	39	1	93	296	9	0.102
23-24	44	19	23	2	158	200	40	0.455
38	1511	540	866	105	5612	7536	1185	0.392

PARKLAND RANGERS

Year	GP	W	L	T	GF	GA	Pts	Pct
85-86	32	8	21	3	131	184	19	0.297
86-87	29	11	15	3	138	147	25	0.431
90-91	36	14	20	2	162	221	30	0.417
91-92	36	20	15	1	209	188	41	0.569
92-93	36	17	16	3	193	185	37	0.514
93-94	39	21	16	2	207	164	44	0.564
94-95	36	22	10	4	207	161	48	0.667
95-96	39	17	16	6	184	167	40	0.513
96-97	39	13	23	3	192	251	29	0.372
97-98	40	9	28	3	134	240	21	0.263
98-99	40	3	35	2	98	338	8	0.100
99-00	40	8	29	3	126	278	19	0.238
00-01	40	6	30	4	111	204	16	0.200
01-02	40	3	31	6	115	239	12	0.150
02-03	40	2	38	0	83	293	4	0.050
03-04	40	7	29	4	106	201	18	0.225
04-05	40	9	30	1	105	192	19	0.238
05-06	40	17	20	3	146	178	37	0.463
06-07	40	7	28	5	107	248	19	0.238
07-08	40	6	34	0	79	251	12	0.150
08-09	44	10	30	4	99	184	24	0.273
09-10	44	8	35	1	77	219	17	0.193
10-11	44	2	42	0	63	343	4	0.045
11-12	44	13	27	4	129	222	30	0.341
12-13	44	7	35	2	63	211	16	0.182
13-14	44	11	29	4	129	191	26	0.295
14-15	44	24	17	3	160	144	51	0.580
15-16	44	19	21	4	171	178	42	0.477
16-17	44	18	22	4	153	195	40	0.455
17-18	48	16	27	5	153	210	37	0.385
18-19	48	7	37	4	90	263	18	0.188
19-20	48	16	30	2	142	212	34	0.354
20-21	7	6	1	0	38	19	12	0.857
21-22	44	22	17	5	192	172	49	0.557
22-23	44	12	25	7	155	215	31	0.352
23-24	44	13	28	3	116	219	29	0.330
36	1441	424	907	110	4763	7527	958	0.332

PEMBINA VALLEY HAWKS

Year	GP	W	L	T	GF	GA	Pts	Pct
85-86	32	18	9	5	221	169	41	0.641
86-87	29	16	10	3	159	138	35	0.603
87-88	31	8	19	4	139	193	20	0.323
88-89	27	2	23	2	64	165	6	0.111
89-90	40	10	27	3	164	270	23	0.288
90-91	36	14	20	2	146	209	30	0.417
91-92	36	20	14	2	181	164	42	0.583
92-93	36	25	9	2	214	140	52	0.722
93-94	39	23	14	2	210	155	48	0.615
94-95	36	17	18	1	167	169	35	0.486
95-96	39	14	22	3	157	195	31	0.397
96-97	39	26	10	3	174	101	55	0.705
97-98	40	36	2	2	238	80	74	0.925
98-99	40	33	2	5	225	85	71	0.888
99-00	40	28	9	3	206	88	59	0.738
00-01	40	27	9	4	218	123	58	0.725
01-02	40	29	7	4	188	113	62	0.775
02-03	40	21	13	6	161	122	48	0.600
03-04	40	25	11	4	156	129	54	0.675
04-05	40	28	8	4	217	148	60	0.750
05-06	40	30	5	5	222	109	65	0.813
06-07	40	30	6	4	202	86	64	0.800
07-08	40	29	7	4	195	93	62	0.775
08-09	44	34	7	3	214	106	71	0.807
09-10	44	34	7	3	204	99	71	0.807
10-11	44	10	32	2	89	186	22	0.250
11-12	44	19	22	3	125	165	41	0.466
12-13	44	28	11	5	184	135	61	0.693
13-14	44	19	20	5	135	147	43	0.489
14-15	44	27	14	3	167	150	57	0.648
15-16	44	9	31	4	97	198	22	0.250
16-17	44	28	15	1	170	134	57	0.648
17-18	48	23	20	5	182	192	51	0.531
18-19	48	24	18	6	165	183	54	0.563
19-20	48	35	9	4	268	128	74	0.771
20-21	4	1	3	0	13	15	2	0.250
21-22	42	17	23	2	141	187	36	0.429
22-23	44	30	7	7	169	114	67	0.761
23-24	44	20	16	8	142	129	48	0.545
39	1534	867	529	138	6689	5512	1872	0.610

SOUTHWEST COUGARS

Year	GP	W	L	T	GF	GA	Pts	Pct
85-86	32	16	11	5	189	67	37	0.578
86-87	29	15	13	1	170	155	31	0.534
87-88	31	19	10	2	166	132	40	0.645
88-89	27	8	15	4	124	134	20	0.370
89-90	40	16	19	5	170	191	37	0.463
90-91	36	25	6	5	258	145	55	0.764
91-92	36	16	18	2	125	164	34	0.472
92-93	36	13	21	2	151	207	28	0.389
93-94	39	24	11	4	183	146	52	0.667
94-95	36	14	20	2	163	211	30	0.417
95-96	39	10	20	9	153	194	29	0.372
96-97	39	22	16	1	175	152	45	0.577
97-98	40	32	5	3	219	98	67	0.838
98-99	40	28	7	5	200	117	61	0.763
99-00	40	23	12	5	172	131	51	0.638
00-01	40	27	8	5	179	129	59	0.738
01-02	40	18	18	4	137	159	40	0.500
02-03	40	15	21	4	136	151	34	0.425
03-04	40	11	25	4	93	153	26	0.325
04-05	40	14	21	5	118	157	33	0.413
05-06	40	24	12	4	151	122	52	0.650
06-07	40	14	23	3	105	161	31	0.388
07-08	40	15	22	3	122	160	33	0.413
08-09	44	13	28	3	126	197	29	0.330
09-10	44	32	9	3	171	92	67	0.761
10-11	44	31	8	5	175	98	67	0.761
11-12	44	35	5	4	176	80	74	0.841
12-13	44	23	19	2	129	126	48	0.545
13-14	44	22	19	3	133	152	47	0.534
14-15	44	12	28	4	107	163	28	0.318
15-16	44	20	20	4	136	145	44	0.500
16-17	44	16	25	3	125	175	35	0.398
17-18	48	26	21	1	164	151	53	0.552
18-19	48	33	10	5	216	117	71	0.740
19-20	48	34	12	2	248	158	70	0.729
20-21	8	4	2	2	40	23	10	0.625
21-22	44	21	20	3	136	132	45	0.511
22-23	44	19	21	4	170	175	42	0.477
23-24	44	27	13	4	171	134	58	0.659
39	1540	787	614	139	6082	5554	1713	0.556

WINNIPEG BRUINS

Year	GP	W	L	T	GF	GA	Pts	Pct
17-18	48	30	13	5	215	161	65	0.677
18-19	48	22	20	6	161	159	50	0.521
19-20	48	27	17	4	198	164	58	0.604
20-21	4	2	2	0	19	16	4	0.500
21-22	42	20	18	4	157	150	44	0.524
22-23	44	33	9	2	223	124	68	0.773
23-24	44	24	15	5	180	148	53	0.602
7	278	158	94	26	1153	922	342	0.615

WINNIPEG SHARKS/THRASHERS

Year	GP	W	L	T	GF	GA	Pts	Pct
93-94	39	7	30	2	149	295	16	0.205
94-95	36	14	16	6	155	172	34	0.472
95-96	39	16	16	7	161	159	39	0.500
96-97	39	16	17	6	166	188	38	0.487
97-98	40	19	15	6	192	173	44	0.550
98-99	40	19	17	4	179	186	42	0.525
99-00	40	29	8	3	195	135	61	0.763
00-01	40	25	9	6	226	164	56	0.700
01-02	40	26	10	4	177	137	56	0.700
02-03	40	32	6	2	231	125	66	0.825
03-04	40	29	3	8	171	88	66	0.825
04-05	40	17	19	4	192	138	38	0.475
05-06	40	31	4	5	241	89	67	0.838
06-07	40	35	4	1	299	98	71	0.888
07-08	40	40	0	0	268	43	80	1.000
08-09	44	35	8	1	227	101	71	0.807
09-10	44	18	23	3	160	187	39	0.443
10-11	44	37	5	2	226	86	76	0.864
11-12	44	35	5	4	227	86	74	0.841
12-13	44	36	5	3	203	79	75	0.852
13-14	44	34	7	3	164	88	71	0.807
14-15	44	29	14	1	153	117	59	0.670
15-16	44	32	10	2	209	107	66	0.750
16-17	44	27	12	5	196	118	59	0.670
17-18	48	28	19	1	191	181	57	0.594
18-19	48	30	13	5	219	133	65	0.677
19-20	48	35	11	2	240	131	72	0.750
20-21	4	2	2	0	17	21	4	0.500
21-22	43	22	20	1	189	191	45	0.523
22-23	44	26	17	1	170	162	53	0.602
23-24	44	26	17	1	193	163	53	0.602
31	1268	807	362	99	5986	4141	1713	0.675

WINNIPEG SAINTS/WARRIORS/WILD

Year	GP	W	L	T	GF	GA	Pts	Pct
85-86	36	27	5	4	199	94	58	0.806
86-87	34	31	1	2	267	116	64	0.941
87-88	32	25	5	2	212	114	52	0.813
88-89	27	18	8	1	141	96	37	0.685
89-90	40	25	14	1	209	166	51	0.638
90-91	36	17	17	2	200	202	36	0.500
91-92	36	17	17	2	153	160	36	0.500
92-93	36	16	18	2	163	166	34	0.472
93-94	39	24	12	3	207	167	51	0.654
94-95	36	18	16	2	200	200	38	0.528
95-96	39	5	33	1	140	285	11	0.141
96-97	39	22	16	1	212	200	45	0.577
97-98	40	33	7	0	257	156	66	0.825
98-99	40	24	11	5	186	133	53	0.663
99-00	40	24	11	5	166	116	53	0.663
00-01	40	30	7	3	243	156	63	0.788
01-02	40	19	15	6	121	127	44	0.550
02-03	40	19	19	2	201	206	40	0.500
03-04	40	18	17	5	144	141	41	0.513
04-05	40	32	6	2	242	102	66	0.825
05-06	40	23	15	2	204	108	48	0.600
06-07	40	30	5	5	234	87	65	0.813
07-08	40	32	7	1	239	90	65	0.813
08-09	44	39	4	1	273	105	79	0.898
09-10	44	37	4	3	251	112	77	0.875
10-11	44	36	5	3	231	76	75	0.852
11-12	44	42	2	1	311	85	83	0.943
12-13	44	37	5	2	203	93	76	0.864
13-14	44	37	5	2	219	64	76	0.864
14-15	44	38	4	2	230	75	78	0.886
15-16	44	36	5	3	201	83	75	0.852
16-17	44	35	6	3	229	80	73	0.830
17-18	48	41	5	2	325	107	84	0.875
18-19	48	41	5	2	251	91	84	0.875
19-20	48	44	4	0	295	84	88	0.917
20-21	2	1	1	0	10	9	2	0.500
21-22	43	35	5	3	201	104	73	0.849
22-23	44	32	11	1	220	124	65	0.739
23-24	44	27	13	4	184	120	58	0.659
39	1543	1087	366	91	8174	4800	2265	0.734

YELLOWHEAD CHIEFS

Year	GP	W	L	T	GF	GA	Pts	Pct
87-88	31	18	11	2	198	158	38	0.613
88-89	27	19	7	1	152	91	39	0.722
89-90	40	14	21	5	173	204	33	0.413
90-91	36	16	17	3	139	155	35	0.486
91-92	36	15	17	4	152	184	34	0.472
92-93	36	22	10	4	168	126	48	0.667
93-94	39	27	11	1	216	149	55	0.705
94-95	36	17	14	5	161	150	39	0.542
95-96	39	27	10	2	196	138	56	0.718
96-97	39	12	20	7	154	174	31	0.397
97-98	40	20	16	4	163	175	44	0.550
98-99	40	21	15	4	200	135	46	0.575
99-00	40	13	24	3	171	233	29	0.363
00-01	40	20	16	4	163	162	44	0.550
01-02	40	30	8	2	223	106	62	0.775
02-03	40	26	9	5	173	148	57	0.713
03-04	40	15	20	5	118	148	35	0.438
04-05	40	12	23	5	144	175	29	0.363
05-06	40	9	30	1	85	173	19	0.238
06-07	40	9	27	4	115	184	22	0.275
07-08	40	19	19	2	139	163	40	0.500
08-09	44	15	26	3	150	217	33	0.375
09-10	44	9	31	4	108	217	22	0.250
10-11	44	13	26	5	102	176	31	0.352
11-12	44	13	24	7	147	211	33	0.375
12-13	44	29	12	3	173	143	61	0.693
13-14	44	19	21	4	126	156	42	0.477
14-15	44	17	25	2	119	154	36	0.409
15-16	44	29	8	7	155	104	65	0.739
16-17	44	30	6	8	197	120	68	0.773
17-18	48	26	20	2	169	152	54	0.563
18-19	48	37	9	2	236	135	76	0.792
19-20	48	32	12	4	245	131	68	0.708
20-21	8	4	3	1	34	32	9	0.563
21-22	43	20	15	8	129	144	48	0.558
22-23	44	22	16	6	151	161	50	0.568
23-24	44	13	25	6	142	183	32	0.364
37	1478	709	624	145	5786	5767	1563	0.529

WINNIPEG STARS/HAWKS

Year	GP	W	L	T	GF	GA	Pts	Pct
86-87	34	13	19	2	145	182	28	0.412
87-88	32	5	27	0	99	234	10	0.156
88-89	27	12	13	2	108	130	26	0.481
89-90	40	12	25	3	189	247	27	0.338
90-91	36	27	7	2	235	123	56	0.778
91-92	36	26	9	1	206	116	53	0.736
92-93	36	26	8	2	208	125	54	0.750
93-94	39	26	7	6	216	151	58	0.744
94-95	36	19	16	1	187	176	39	0.542
95-96	39	18	16	5	182	183	41	0.526
96-97	39	21	16	2	204	203	44	0.564
97-98	40	18	18	4	163	179	40	0.500
98-99	40	25	9	6	206	146	56	0.700
99-00	40	20	15	5	200	140	45	0.563
00-01	40	4	34	2	111	233	10	0.125
01-02	40	18	15	7	189	183	43	0.538
02-03	40	18	18	4	144	156	40	0.500
17	627	302	265	44	2980	2902	666	0.531

WINNIPEG MONARCHS/MAVERICKS

Year	GP	W	L	T	GF	GA	Pts	Pct
85-86	36	12	18	6	128	141	30	0.417
86-87	34	27	6	1	266	132	55	0.809
87-88	32	25	5	2	206	115	52	0.813
88-89	27	13	12	2	104	113	28	0.519
89-90	40	31	8	1	270	168	63	0.788
90-91	36	18	16	2	200	160	38	0.528
91-92	36	25	10	1	174	140	51	0.708
92-93	36	20	13	3	201	154	43	0.597
93-94	39	22	14	3	179	174	47	0.603
95-96	39	13	22	4	145	199	30	0.385
96-97	39	28	10	1	225	148	57	0.731
97-98	40	14	22	4	155	186	32	0.400
98-99	40	6	28	6	141	234	18	0.225
99-00	40	25	12	3	226	143	53	0.663
00-01	40	9	28	3	109	222	21	0.263
01-02	40	4	33	3	77	223	11	0.138
16	594	292	257	45	2806	2652	629	0.529

RIVER EAST ROYALS

Year	GP	W	L	T	GF	GA	Pts	Pct
85-86	36	18	13	5	125	119	41	0.569
86-87	34	15	15	4	144	156	34	0.500
2	70	33	28	9	269	275	75	0.536

ST. JAMES CANADIANS

Year	GP	W	L	T	GF	GA	Pts	Pct
85-86	36	11	19	6	98	139	28	0.389
86-87	34	4	29	1	139	264	9	0.132
2	70	15	48	7	237	403	37	0.264

TEAM PERFORMANCE

YEAR-BY-YEAR

WON-LOSS RECORDS

1985-1986 — 2023-2024

	Yrs	GP	MP	GA	SO	PIM	Avg
Brandon Wheat Kings	39	1540	92805	5173	83	459	3.34
Central Plains Capitals	32	1286	77751	5944	29	494	4.59
Eastman Selects	38	1502	90749	5847	50	294	3.87
Interlake Raiders/Lightning	34	1366	82416	6141	37	212	4.47
Kenora Stars/Thistles	37	1492	89915	7100	27	473	4.74
Norman Northstars	38	1495	90558	7458	31	308	4.94
Parkland Stars/Rangers	36	1441	85899	7412	23	379	5.18
Pembina Valley Hawks	39	1534	92711	5475	94	234	3.54
Southwest Cougars	39	1540	93063	5508	79	300	3.55
Winnipeg Bruins	7	278	16782	917	16	36	3.28
Winnipeg Sharks/Thrashers	31	1268	76621	4107	110	163	3.22
Winnipeg Saints/Warriors/Wild	39	1543	93167	4722	147	323	3.04
Yellowhead Chiefs	37	1478	89445	5717	64	282	3.83
Winnipeg Hawks	17	634	38233	2902	14	438	4.55
Winnipeg Monarchs/Mavericks	16	594	35802	2649	12	238	4.44
River East Royals	2	67	4020	275	0	2	4.10
St. James Canadians	2	70	4200	403	0	133	5.76

*Complete goaltending statistics are not available for the 1985-1986 season.
For minutes played, it is assumed all games were regulation 60 minutes.*

BRANDON WHEAT KINGS

Year	GP	MP	GA	SO	PIM	Avg
85-86	32	1920	174			5.44
86-87	29	1680	127	0	8	4.54
87-88	31	1860	140	0	16	4.52
88-89	27	1640	111	0	16	4.06
89-90	40	2412	147	2	40	3.66
90-91	36	2166	112	2	10	3.10
91-92	36	2174	83	5	21	2.29
92-93	36	2174	212	0	12	5.85
93-94	39	2249	194	0	8	5.18
94-95	36	2151	155	2	2	4.32
95-96	39	2362	175	0	37	4.45
96-97	39	2354	174	1	10	4.44
97-98	40	2423	158	1	12	3.91
98-99	40	2432	141	1	2	3.48
99-00	40	2410	153	1	2	3.81
00-01	40	2413	156	3	20	3.88
01-02	40	2414	130	2	40	3.23
02-03	40	2401	112	1	27	2.80
03-04	40	2427	112	1	6	2.77
04-05	40	2433	135	1	18	3.33
05-06	40	2434	117	2	20	2.88
06-07	40	2412	94	4	0	2.34
07-08	40	2426	139	2	10	3.44
08-09	44	2670	127	4	20	2.85
09-10	44	2669	100	5	4	2.25
10-11	44	2670	158	2	27	3.55
11-12	44	2675	177	1	12	4.04
12-13	44	2603	98	7	6	2.26
13-14	44	2663	92	4	6	2.03
14-15	44	2641	111	4	4	2.52
15-16	44	2654	137	1	6	3.10
16-17	44	2656	126	4	10	2.85
17-18	48	2907	123	2	13	2.54
18-19	48	2892	117	6	10	2.43
19-20	48	2878	214	0	2	4.57
20-21	8	493	30	0	0	3.65
21-22	44	2659	123	1	0	2.82
22-23	44	2661	107	5	0	2.46
23-24	44	2647	82	6	2	1.86
39	1540	92805	5173	83	459	3.34

CENTRAL PLAINS CAPITALS

Year	GP	MP	GA	SO	PIM	Avg
89-90	40	2425	219	1	20	5.42
90-91	36	2197	194	0	8	5.30
91-92	36	2185	209	0	2	5.74
92-93	36	2177	220	0	34	6.06
93-94	39	2380	208	0	59	5.24
94-95	36	2173	215	0	12	5.94
95-96	39	2362	204	0	36	5.18
96-97	39	2355	269	0	12	6.85
97-98	40	2407	240	0	14	5.98
98-99	40	2410	191	1	14	4.76
99-00	40	2425	183	1	24	4.53
00-01	40	2434	147	2	43	3.62
01-02	40	2416	182	1	2	4.52
02-03	40	2421	149	2	32	3.69
03-04	40	2431	153	1	4	3.78
04-05	40	2420	139	2	38	3.45
05-06	40	2425	270	0	4	6.68
06-07	40	2422	210	0	4	5.20
07-08	40	2417	163	1	4	4.05
08-09	44	2663	167	3	82	3.76
09-10	44	2647	173	1	6	3.92
10-11	44	2660	151	1	2	3.41
11-12	44	2649	184	2	10	4.19
12-13	44	2657	178	0	2	4.02
13-14	44	2644	267	0	4	6.06
14-15	44	2655	200	0	6	4.52
15-16	44	2671	122	4	6	2.70
16-17	44	2660	152	0	4	3.43
17-18	48	2894	194	2	6	4.02
18-19	48	2894	183	2	0	3.79
19-20	48	2875	193	2	0	4.13
20-21	5	300	15	0	0	3.00
32	1286	77751	5944	29	494	4.59

EASTMAN SELECTS

Year	GP	MP	GA	SO	PIM	Avg
86-87	29	1680	244	0	6	8.71
87-88	31	1833	155	0	14	5.07
88-89	27	1625	109	0	27	4.02
89-90	40	2418	191	2	0	4.74
90-91	36	2176	217	1	22	5.98
91-92	36	2168	277	0	4	7.67
92-93	36	2178	190	0	6	5.23
93-94	39	2381	159	0	18	4.01
94-95	36	2168	174	0	10	4.82
95-96	39	2358	178	0	4	4.53
96-97	39	2371	175	1	8	4.43
97-98	40	2421	173	1	10	4.29
98-99	40	2441	149	1	20	3.66
99-00	40	2418	120	2	0	2.98
00-01	40	2429	152	0	4	3.75
01-02	40	2412	117	2	6	2.91
02-03	40	2472	136	1	16	3.30
03-04	40	2428	121	0	4	2.99
04-05	40	2411	131	2	4	3.26
05-06	40	2414	145	1	2	3.60
06-07	40	2423	105	3	4	2.60
07-08	40	2411	159	2	0	3.96
08-09	44	2672	165	4	4	3.71
09-10	44	2665	127	3	4	2.86
10-11	44	2661	104	3	2	2.34
11-12	44	2640	227	1	2	5.20
12-13	44	2642	220	0	6	5.00
13-14	44	2674	135	1	0	2.94
14-15	44	2643	124	3	0	2.81
15-16	44	2670	90	4	0	2.02
16-17	44	2670	122	4	19	2.83
17-18	48	2907	161	2	8	3.32
18-19	48	2912	158	1	18	3.26
19-20	48	2880	142	2	22	3.08
20-21	5	300	18	0	0	3.60
21-22	41	2473	122	1	16	2.96
22-23	44	2651	157	2	4	3.64
23-24	44	2653	198	0	0	4.48
38	1502	90749	5847	50	294	3.87

INTERLAKE RAIDERS/LIGHTNING

Year	GP	MP	GA	SO	PIM	Avg
85-86	32	1920	228			7.13
87-88	31	1833	276	0	18	9.03
92-93	36	2181	282	0	8	7.76
93-94	39	2364	169	2	8	4.29
94-95	36	2189	144	2	2	3.95
95-96	39	2347	107	2	12	2.74
96-97	39	2364	198	0	10	5.03
97-98	40	2412	237	0	0	5.90
98-99	40	2413	186	2	2	4.62
99-00	40	2428	197	1	4	4.87
00-01	40	2429	230	0	26	5.68
01-02	40	2422	160	0	4	3.96
02-03	40	2432	157	1	2	3.87
03-04	40	2439	136	1	10	3.35
04-05	40	2416	100	4	4	2.48
05-06	40	2411	133	1	2	3.31
06-07	40	2408	200	2	16	4.98
07-08	40	2407	180	0	10	4.49
08-09	44	2675	125	1	8	2.80
09-10	44	2663	173	2	4	3.90
10-11	44	2648	157	2	0	3.56
11-12	44	2659	169	2	14	3.84
12-13	44	2636	215	0	16	4.89
13-14	44	2675	157	1	6	3.50
14-15	44	2642	147	3	4	3.34
15-16	44	2639	229	0	2	5.36
16-17	44	2628	210	1	0	4.79
17-18	48	2902	247	0	2	5.11
18-19	48	2900	247	1	0	5.11
19-20	48	2872	236	1	4	5.03
20-21	4	240	9	0	0	2.25
21-22	42	2513	188	3	12	4.49
22-23	44	2648	169	1	2	3.87
23-24	44	2661	143	1	0	3.22
34	1366	82416	6141	37	212	4.47

KENORA STARS/THISTLES

Year	GP	MP	GA	SO	PIM	Avg
86-87	34	1980	211	0	43	6.39
87-88	32	1920	157	0	52	4.91
88-89	27	1634	122	0	4	4.48
89-90	40	2421	171	0	0	4.24
90-91	36	2172	201	0	14	5.55
91-92	36	2167	152	1	12	4.21
92-93	36	2183	134	1	2	3.68
93-94	39	2354	225	0	8	5.73
94-95	36	2166	188	0	4	5.21
95-96	39	2362	138	1	16	3.51
96-97	39	2359	111	5	8	2.82
97-98	40	2412	190	0	32	4.73
98-99	40	2427	128	1	14	3.16
99-00	40	2418	228	0	14	5.66
00-01	40	2423	151	0	6	3.74
01-02	40	2412	184	1	6	4.58
02-03	40	2424	182	0	0	4.50
03-04	40	2433	141	1	36	3.48
04-05	40	2413	237	0	0	5.89
05-06	40	2409	295	1	2	7.35
06-07	40	2406	302	0	37	7.53
07-08	40	2403	285	0	14	7.12
08-09	44	2650	265	1	25	6.00
09-10	44	2633	176	1	4	4.01
10-11	44	2670	154	2	8	3.46
11-12	44	2676	179	0	16	4.10
12-13	44	2609	118	2	6	2.71
13-14	44	2662	134	1	2	2.95
14-15	44	2637	149	2	2	3.39
15-16	44	2659	177	1	6	4.06
16-17	44	2626	195	0	2	4.47
17-18	48	2903	184	4	8	3.80
18-19	48	2908	183	1	45	3.78
19-20	48	2879	420	0	2	8.79
21-22	30	1802	186	0	17	6.19
22-23	44	2647	187	0	6	4.35
23-24	44	2656	260	0	0	5.87
37	1492	89915	7100	27	473	4.74

NORMAN NORTHSTARS

Year	GP	MP	GA	SO	PIM	Avg
86-87	25	1740	112	2	16	3.86
87-88	26	1560	131	0	14	5.04
88-89	27	1650	134	1	16	4.87
89-90	40	2410	206	0	14	5.13
90-91	36	2179	151	1	53	4.16
91-92	36	2165	218	1	10	6.04
92-93	36	2178	183	1	4	5.04
93-94	38	2336	183	0	10	4.70
94-95	36	2181	147	0	6	4.04
95-96	39	2349	161	1	4	4.11
96-97	39	2368	189	0	20	4.79
97-98	40	2412	190	0	4	4.73
98-99	40	2416	168	2	6	4.17
99-00	40	2420	198	1	2	4.91
00-01	40	2430	169	2	8	4.17
01-02	40	2419	128	2	12	3.17
02-03	40	2438	147	2	16	3.62
03-04	40	2434	153	0	0	3.77
04-05	40	2400	285	0	28	7.13
05-06	40	2416	183	0	0	4.54
06-07	40	2424	175	1	2	4.33
07-08	40	2433	129	2	4	3.18
08-09	44	2659	105	6	2	2.37
09-10	44	2668	197	1	0	4.43
10-11	44	2654	174	1	0	3.93
11-12	44	2664	177	1	2	4.03
12-13	44	2654	205	1	6	4.63
13-14	44	2651	217	1	0	4.89
14-15	44	2643	247	0	0	5.56
15-16	44	2646	279	0	4	6.35
16-17	44	2648	283	0	15	6.41
17-18	48	2888	385	0	2	8.00
18-19	48	2901	337	0	4	6.97
19-20	48	2876	324	0	4	6.89
20-21	7	418	61	0	0	8.75
21-22	42	2528	232	0	2	5.53
22-23	44	2638	296	0	12	6.73
23-24	44	2664	199	1	6	4.48
38	1495	90558	7458	31	308	4.94

PARKLAND STARS/RANGERS

Year	GP	MP	GA	SO	PIM	Avg
85-86	32	1920	184			5.75
86-87	29	1680	147	0	8	5.25
90-91	36	2168	221	0	33	6.12
91-92	36	2167	188	0	41	5.21
92-93	36	2175	185	0	2	5.10
93-94	39	2347	164	1	16	4.19
94-95	36	2180	161	1	56	4.43
95-96	39	2368	167	0	16	4.23
96-97	39	2352	251	0	30	6.40
97-98	40	2407	237	0	32	5.91
98-99	40	2410	338	1	18	8.41
99-00	40	2419	275	1	10	6.82
00-01	40	2420	204	1	2	5.06
01-02	40	2413	237	1	4	5.89
02-03	40	2400	293	0	22	7.33
03-04	40	2421	201	0	14	4.98
04-05	40	2405	188	2	8	4.69
05-06	40	2417	108	3	6	2.68
06-07	40	2423	246	1	2	6.09
07-08	40	2405	251	0	0	6.26
08-09	44	1660	181	3	4	6.54
09-10	44	2658	219	0	15	4.94
10-11	44	2650	343	0	2	7.77
11-12	44	2675	220	1	0	4.98
12-13	44	2640	210	1	2	4.77
13-14	44	2653	191	1	4	4.27
14-15	44	2649	141	0	2	3.19
15-16	44	2653	168	0	4	3.94
16-17	44	2668	193	1	0	4.34
17-18	48	2904	210	1	6	4.34
18-19	48	2905	262	0	6	5.41
19-20	48	2886	207	2	2	4.41
20-21	7	420	19	0	0	2.71
21-22	44	2653	169	1	0	3.82
22-23	44	2658	215	0	4	4.90
23-24	44	2670	218	0	8	4.90
36	1441	85899	7412	23	379	5.18

PEMBINA VALLEY HAWKS

Year	GP	MP	GA	SO	PIM	Avg
85-86	32	1920	169			5.28
86-87	29	1740	138	0	2	4.76
87-88	31	1860	193	0	6	6.23
88-89	27	1629	165	0	53	6.08
89-90	40	2420	270	0	14	6.69
90-91	36	2178	209	0	10	5.76
91-92	36	2162	164	0	4	4.55
92-93	36	2170	140	1	4	3.87
93-94	39	2355	155	1	23	3.95
94-95	36	2168	170	0	6	4.70
95-96	39	2367	195	0	6	4.94
96-97	39	2351	101	2	10	2.58
97-98	40	2407	80	4	0	1.99
98-99	40	2425	85	4	4	2.10
99-00	40	2415	87	7	8	2.16
00-01	40	2428	123	4	6	3.04
01-02	40	2411	111	9	6	2.76
02-03	40	2426	119	3	4	2.94
03-04	40	2423	127	1	12	3.14
04-05	40	2414	146	2	0	3.63
05-06	40	2425	108	3	4	2.67
06-07	40	2419	85	4	12	2.11
07-08	40	2421	92	8	2	2.28
08-09	44	2656	105	6	2	2.37
09-10	44	2660	99	6	4	2.23
10-11	44	2665	186	1	0	4.19
11-12	44	2659	163	3	8	3.72
12-13	44	2656	131	2	2	2.96
13-14	44	2667	147	3	0	3.19
14-15	44	2654	147	5	0	3.32
15-16	44	2652	192	0	4	4.41
16-17	44	2673	133	3	4	2.99
17-18	48	2905	192	1	2	3.97
18-19	48	2913	181	0	4	3.73
19-20	48	2887	125	2	0	2.66
20-21	4	238	15	0	0	3.78
21-22	42	2535	187	1	4	4.43
22-23	44	2681	115	4	0	2.66
23-24	44	2676	125	4	4	2.80
39	1534	92711	5475	94	234	3.54

SOUTHWEST COUGARS

Year	GP	MP	GA	SO	PIM	Avg
85-86	32	1920	67			2.09
86-87	29	1740	155	1	2	5.34
87-88	31	1860	132	0	0	4.26
88-89	27	1640	134	1	0	4.90
89-90	40	2423	191	0	4	4.73
90-91	36	2180	145	0	2	3.99
91-92	36	2175	164	0	15	4.52
92-93	36	2176	207	0	18	5.71
93-94	39	2362	146	0	34	3.71
94-95	36	2162	211	0	12	5.86
95-96	39	2390	194	1	37	4.87
96-97	39	2347	152	2	8	3.89
97-98	40	2419	98	2	0	2.43
98-99	40	2415	117	2	14	2.91
99-00	40	2419	129	1	6	3.20
00-01	40	2424	129	1	6	3.19
01-02	40	2409	154	1	14	3.84
02-03	40	2415	145	1	14	3.60
03-04	40	2422	153	3	8	3.79
04-05	40	2413	149	1	16	3.70
05-06	40	2425	120	7	10	2.97
06-07	40	2415	161	2	10	4.00
07-08	40	2421	160	0	4	3.97
08-09	44	2660	196	0	4	4.42
09-10	44	2669	92	7	2	2.07
10-11	44	2672	98	7	4	2.20
11-12	44	2676	77	8	2	1.79
12-13	44	2646	125	4	26	2.83
13-14	44	2662	152	0	2	3.38
14-15	44	2650	163	0	0	3.71
15-16	44	2662	137	1	2	3.20
16-17	44	2653	174	1	10	3.94
17-18	48	2883	151	4	2	3.14
18-19	48	2914	114	8	6	2.35
19-20	48	2893	157	3	2	3.28
20-21	8	490	23	2	0	2.82
21-22	44	2641	131	2	0	2.98
22-23	44	2652	173	1	2	4.05
23-24	44	2668	132	5	2	2.97
39	1540	93063	5508	79	300	3.55

WINNIPEG BRUINS

Year	GP	MP	GA	SO	PIM	Avg
17-18	48	2897	161	3	20	3.33
18-19	48	2904	156	3	2	3.22
19-20	48	2885	158	3	8	3.39
20-21	4	238	16	0	0	4.04
21-22	42	2526	149	3	4	3.54
22-23	44	2651	125	3	2	2.90
23-24	44	2681	152	1	0	3.40
7	278	16782	917	16	36	3.28

WINNIPEG SHARKS/THRASHERS

Year	GP	MP	GA	SO	PIM	Avg
93-94	39	2323	295	0	19	7.62
94-95	36	2185	172	0	22	4.72
95-96	39	2368	159	1	22	4.03
96-97	39	2368	188	0	2	4.76
97-98	40	2431	171	0	2	4.22
98-99	40	2427	186	0	10	4.60
99-00	40	2425	134	1	6	3.32
00-01	40	2424	165	1	8	4.08
01-02	40	2407	131	2	4	3.27
02-03	40	2410	125	0	4	3.11
03-04	40	2447	88	6	2	2.16
04-05	40	2417	134	4	8	3.33
05-06	40	2422	89	3	2	2.20
06-07	40	2409	98	6	4	2.44
07-08	40	2410	43	13	0	1.07
08-09	44	2667	101	6	2	2.27
09-10	44	2662	187	1	2	4.21
10-11	44	2670	86	9	0	1.93
11-12	44	2661	82	10	8	1.94
12-13	44	2655	78	10	2	1.76
13-14	44	2678	88	8	12	1.90
14-15	44	2650	116	6	2	2.63
15-16	44	2662	103	5	4	2.39
16-17	44	2657	114	5	2	2.57
17-18	48	2883	181	1	4	3.77
18-19	48	2902	130	5	0	2.69
19-20	48	2898	127	4	6	2.71
20-21	4	240	21	0	0	5.25
21-22	43	2583	190	1	0	4.41
22-23	44	2638	162	1	2	3.71
23-24	44	2642	163	1	2	3.70
31	1268	76621	4107	110	163	3.22

WINNIPEG SAINTS/WARRIORS/WILD

Year	GP	MP	GA	SO	PIM	Avg
85-86	36	2160	94			2.61
86-87	34	2040	116	1	4	3.41
87-88	32	1920	114	0	15	3.56
88-89	27	1625	96	0	0	3.54
89-90	40	2406	166	1	8	4.14
90-91	36	2168	202	1	6	5.59
91-92	36	2173	158	1	45	4.36
92-93	36	2172	166	2	24	4.59
93-94	39	2372	167	3	20	4.22
94-95	36	2172	200	0	16	5.52
95-96	39	2345	285	0	24	7.29
96-97	39	2344	200	2	6	5.12
97-98	40	2406	155	0	10	3.87
98-99	40	2432	133	2	24	3.28
99-00	40	2421	115	2	14	2.85
00-01	40	2413	156	2	10	3.88
01-02	40	2421	122	2	2	3.02
02-03	40	2425	147	1	0	3.64
03-04	40	2425	147	1	0	3.64
04-05	40	2418	101	6	8	2.51
05-06	40	2411	107	5	12	2.66
06-07	40	2428	87	11	19	2.15
07-08	40	2404	90	6	0	2.25
08-09	44	2656	105	4	2	2.37
09-10	44	2670	112	3	4	2.52
10-11	44	2663	76	13	6	1.71
11-12	44	2648	84	8	4	1.93
12-13	44	2674	92	2	20	2.06
13-14	44	2657	64	14	10	1.40
14-15	44	2654	73	9	0	1.65
15-16	44	2670	81	5	2	1.84
16-17	44	2651	77	11	0	1.74
17-18	48	2896	107	4	0	2.22
18-19	48	2894	90	7	0	1.87
19-20	48	2892	83	8	4	1.74
20-21	2	119	9	0	0	4.54
20-22	43	2607	102	5	4	2.39
22-23	44	2650	124	3	0	2.88
23-24	44	2665	119	2	0	2.68
39	1543	93167	4722	147	323	3.04

YELLOWHEAD CHIEFS

Year	GP	MP	GA	SO	PIM	Avg
87-88	31	1860	158	0	2	5.10
88-89	27	1625	91	1	6	3.36
89-90	40	2419	204	0	21	5.06
90-91	36	2171	154	1	71	4.26
91-92	36	2175	183	0	22	5.05
92-93	36	2173	126	2	6	3.48
93-94	39	2348	149	1	0	3.81
94-95	36	2182	150	0	10	4.12
95-96	39	2356	138	1	4	3.51
96-97	39	2370	174	2	8	4.41
97-98	40	2428	174	1	14	4.30
98-99	40	2413	135	3	12	3.36
99-00	40	2419	231	0	8	5.73
00-01	40	2423	162	0	0	4.01
01-02	40	2415	104	2	0	2.58
02-03	40	2425	147	1	0	3.64
03-04	40	2429	148	2	6	3.66
04-05	40	2421	170	3	12	4.21
05-06	40	2404	171	3	12	4.27
06-07	40	2419	182	1	4	4.51
07-08	40	2428	163	3	0	4.03
08-09	44	2687	214	0	4	4.78
09-10	44	2674	217	1	6	4.87
10-11	44	2674	176	1	2	3.95
11-12	44	2667	208	1	2	4.77
12-13	44	2666	143	0	8	3.22
13-14	44	2654	156	3	6	3.48
14-15	44	2651	153	1	0	3.46
15-16	44	2686	97	4	4	2.18
16-17	44	2675	115	5	4	2.58
17-18	48	2882	152	4	6	3.16
18-19	48	2909	135	6	4	2.78
19-20	48	2891	125	5	8	2.66
20-21	8	483	32	1	2	3.97
22-21	43	2593	142	3	4	3.29
22-23	44	2678	159	1	2	3.63
23-24	44	2672	179	1	2	4.02
37	1478	89445	5717	64	282	3.83

WINNIPEG HAWKS

Year	GP	MP	GA	SO	PIM	Avg
86-87	34	1980	182	1	56	5.52
87-88	32	1920	234	0	10	7.31
88-89	27	1639	130	1	8	4.76
89-90	40	2420	247	0	47	6.12
90-91	36	2173	123	2	18	3.40
91-92	36	2166	118	1	16	3.27
92-93	36	2164	125	2	26	3.47
93-94	39	2373	152	2	38	3.84
94-95	36	2146	176	0	37	4.92
95-96	39	2355	183	0	80	4.66
96-97	39	2354	203	0	10	5.17
97-98	40	2426	177	1	46	4.38
98-99	40	2437	146	1	18	3.59
99-00	40	2421	140	3	8	3.47
00-01	40	2415	233	0	10	5.79
01-02	40	2424	178	0	10	4.41
02-03	40	2420	155	0	0	3.84
17	634	38233	2902	14	438	4.55

WINNIPEG MONARCHS/MAVERICKS

Year	GP	MP	GA	SO	PIM	Avg
85-86	36	2160	141			3.92
86-87	34	2040	132	1	24	3.88
87-88	32	1920	115	0	16	3.59
88-89	27	1634	113	0	4	4.15
89-90	40	2405	168	1	12	4.19
90-91	36	2167	160	1	8	4.43
91-92	36	2168	140	2	8	3.87
92-93	36	2172	154	2	19	4.25
93-94	39	2333	174	0	12	4.47
95-96	39	2361	199	1	32	5.06
96-97	39	2351	148	2	12	3.78
97-98	40	2421	185	0	2	4.58
98-99	40	2427	235	0	12	5.81
99-00	40	2424	142	1	41	3.51
00-01	40	2414	222	0	0	5.52
01-02	40	2405	221	1	36	5.51
16	594	35802	2649	12	238	4.44

RIVER EAST ROYALS

Year	GP	MP	GA	SO	PIM	Avg
85-86	36	2160	139			3.86
86-87	34	2040	264	0	133	7.76
2	70	4200	403	0	133	5.76

ST. JAMES CANADIANS

Year	GP	MP	GA	SO	PIM	Avg
85-86	36	2160	119			3.31
86-87	31	1860	156	0	2	4.83
2	67	4020	275	0	2	4.10

MANITOBA U18 AAA HOCKEY LEAGUE

ALL-STAR TEAMS

1988-1989 — 2023-2024

January 28, 1989
Notre Dame Arena
Team East 9 Team West 7

WEST DIVISION	
Trevor Robins	Brandon
Kerry Wasilka	Yellowhead
Lance Gosselin	Brandon
Arron Willms	Brandon
Jason Sweeney	Brandon
Kent Korzenowski	Norman
Brad Pilling	Norman
Chris Hennessey	Norman
Alan Patterson	Norman
Marlin Metcalf	Pembina Valley
Jayson Potter	Pembina Valley
Chad Scharff	Southwest
Rob Smith	Southwest
Glen Thornborough	Southwest
Curtis Grieve	Southwest
Stu Scantlebury	Yellowhead
Robin Poole	Yellowhead
B.J. Birch	Yellowhead
Troy Luhowy	Yellowhead
Brian McRae	Yellowhead

EAST DIVISION	
Kevin Hodson	Monarchs
Don Robert	Saints
Jack Carter	Eastman
Daniel Chaput	Eastman
Johanthan Rempel	Eastman
Dave Martin	Eastman
Wayne Zilkalns	Kenora
Shayne Sas	Kenora
Sean Pronger	Kenora
Ryan Reynard	Kenora
Kyle Pellaers	Hawks
John Paterson	Hawks
Roger Boychuk	Hawks
Blair Scott	Monarchs
Geoff Bumstead	Monarchs
Jody Bond	Monarchs
David Craig	Saints
Russell Dyck	Saints
James Anderson	Saints
J.P. Nunn	Saints

January 27, 1990
Notre Dame Arena
Team East 4 Team West 3

WEST DIVISION	
Justin Burke	Brandon
Duane Bartley	Southwest
Darren Duncalfe	Brandon
Jeff Hoad	Brandon
Garnet Kinney	Brandon
Trevor Pashe	Brandon
Aaron Willms	Brandon
Shane Calder	Central Plains
Sean McCorrister	Central Plains
Drew McRae	Central Plains
Marcel Pruden	Central Plains
Rob Beck	Norman
Eric Inman	Norman
Barry Little	Norman
Brent McMillan	Norman
Brent MacLean	Pembina Valley
Mark Zacharias	Pembina Valley
Marty Murray	Southwest
Craig Geekie	Yellowhead
Mark Kolesar	Yellowhead
Jason Smith	Yellowhead
Corey Telfer	Yellowhead

EAST DIVISION	
Sean Spencer	Kenora
Jason Carey	Hawks
Roger Chammartin	Eastman
Michael Harden	Eastman
Dane Litke	Eastman
Michel Pelletier	Eastman
Curt Bowen	Kenora
Clint Fenelon	Kenora
Darcy Mitani	Kenora
Jason Berthelette	Hawks
Mike Maneluk	Hawks
Lonny Bohonos	Mavericks
Blair Magnus	Mavericks
Darrin Paley	Mavericks
Andrew Patterson	Mavericks
Rob Pringle	Mavericks
Gerald Tallaire	Mavericks
Todd Dutiaume	Warriors
Matt Larocque	Warriors
Cory Leduchowski	Warriors
Derek Rigaux	Warriors
Nizar Saab	Warriors

January 26, 1991
Notre Dame Arena
Team East 4 Team West 1

WEST DIVISION	
Archie Milcharek	Brandon
Mike Tyhy	Yellowhead
Bert Gilling	Brandon
Shane Johnson	Brandon
Jason Little	Brandon
Bill Moody	Brandon
Mike Tosh	Brandon
Eddy Marchant	Norman
Chris O'Halloran	Norman
Paul Stapleton	Norman
Bret Dunham	Parkland
Shane Kustra	Parkland
Tim Klassen	Pembina Valley
Vince Love	Pembina Valley
Jeff Brown	Southwest
Lyle Heide	Southwest
Kirk Miner	Southwest
George Moir	Southwest
Marty Murray	Southwest
Darcy Pengelly	Southwest
Craig Geekie	Yellowhead

EAST DIVISION	
Jason Carey	Hawks
Wade Pluchinske	Mavericks
Ken Dzikowski	Central Plains
Todd Stefiuk	Central Plains
Robert Chaput	Eastman
Michael Normandeau	Eastman
Ryan Sharpe	Kenora
Jason Stevenson	Kenora
Keith Cassidy	Hawks
Kane Chaloner	Hawks
Brad Chartrand	Hawks
Dwayne Green	Hawks
Darren Ritchie	Hawks
Brad Bochen	Mavericks
Mike Degroot	Mavericks
Jason King	Mavericks
Chris Lipsett	Mavericks
Stehane Chartier	Warriors
Cory Leduchowski	Warriors
Scott Stephenson	Warriors

January 25, 1992
Notre Dame Arena
Team East 4 Team West 1

WEST DIVISION

Archie Milcharek	Brandon
Nathan Pitt	Pembina Valley
Shane Johnson	Brandon
Mike Lehmann	Brandon
Laird Lidster	Brandon
Grady Manson	Brandon
Kent MacInnis	Brandon
Vernon Beardy	Norman
Jason Halcrow	Norman
Ken Donaldson	Parkland
Mark Jago	Parkland
Brian Kostur	Parkland
Calvin Friesen	Pembina Valley
Russ Hogue	Pembina Valley
Steve Hogue	Pembina Valley
Tyler Shiels	Southwest
Jeff Way	Southwest
Lee Ruff	Yellowhead
Kori Pearson	Yellowhead
Trent Tibbatts	Yellowhead

EAST DIVISION

Gavin McDonald	Central Plains
Sheldon Shurland	Mavericks
Ken Dzikowski	Central Plains
Raymond Carriere	Eastman
Brad Plett	Eastman
Ryan Addison	Kenora
Sean Hughes	Kenora
Darren McLeod	Kenora
Brad Bochen	Hawks
Paul Carey	Hawks
Dwayne Green	Hawks
Connor Mowat	Hawks
John Stroich	Hawks
Garth Gillespie	Mavericks
Mitch Grant	Mavericks
Jason Kendall	Mavericks
Marshall McFeetors	Mavericks
Brent Huminuk	Warriors
Tim Nikkel	Warriors
Jeff Malawski	Warriors

January 23, 1993
Notre Dame Arena
Team West 3 Team East 2 (OT)

WEST DIVISION

Vincent Owen	Norman
Chad McGill	Pembina Valley
Brian Elder	Yellowhead
Trevor Angus	Brandon
Jeromie Kufflick	Brandon
Rob Porter	Central Plains
Fred Slukynski	Central Plains
Warren Ayers	Norman
Vincent Jonasson	Norman
Neil Andruschak	Parkland
Scott Brook	Parkland
Mark Jago	Parkland
Brian Kostur	Parkland
Curt Hiebert	Pembina Valley
Russ Hogue	Pembina Valley
Vince Labossiere	Pembina Valley
Adam Magarrell	Pembina Valley
Jeff Brown	Southwest
Danny Senff	Southwest
Troy Lewis	Yellowhead
Lee Ruff	Yellowhead
Kelly Smart	Yellowhead

EAST DIVISION

Rob Friesen	Eastman
Duane Hoey	Kenora
Kevin Medwick	Hawks
Sven Butenschon	Eastman
Paul Loeppky	Eastman
Shane Birch	Interlake
Kelly Mercredie	Interlake
Jim Roy	Kenora
Mike Garrow	Kenora
Blane Forysthye	Kenora
Sean Hughes	Kenora
Dan Sims	Kenora
Kris Kavanagh	Hawks
Ryan Lachine	Hawks
Ryden Marko	Hawks
Alan Mymryk	Hawks
Craig Slasor	Hawks
Paul Bailey	Monarchs
Mark Deyell	Monarchs
Brent Huminuk	Warriors
Scott Steer	Warriors

January 22, 1994
Notre Dame Arena
Team West 4 Team East 2

WEST DIVISION

Vince Owen	Norman
Terry Friesen	Pembina Valley
Chris Murray	Southwest
Trevor Angus	Brandon
Arron Asham	Central Plains
Warren Ayers	Norman
Eddie Wood	Norman
Scott Brook	Parkland
Tyler Carefoot	Parkland
Jeff Henkelman	Parkland
Darryl Luke	Parkland
Brent Wishart	Parkland
Jody Conrad	Pembina Valley
Calvin Friesen	Pembina Valley
Tyler Harms	Pembina Valley
Marlin Murray	Southwest
Tyler Palmer	Southwest
Ryan Zuk	Southwest
Serge Chartier	Yellowhead
Scott Preston	Yellowhead
Blake Sheane	Yellowhead
Kelly Smart	Yellowhead
Ted Wood	Yellowhead

EAST DIVISION

Robert Friesen	Eastman
Chris Brett	Hawks
Trevor Budhoo	Monarchs
David Maynard	Eastman
David Caldwell	Interlake
Ryan Ogilvie	Interlake
Russell George	Kenora
Grant Perreault	Kenora
Nathan Asham	Hawks
Ryden Marko	Hawks
Scott Ribble	Hawks
Ed Turcotte	Hawks
Arik Engbrecht	Monarchs
Brent Meikelburg	Monarchs
Colin O'Hara	Monarchs
Jody Philippe	Monarchs
Ryan Vince	Sharks
Matt Saper	Warriors
Jeff Sinnott	Warriors
Gerald Tetrault	Warriors
Reagan Warwaruk	Warriors

January 21, 1995
Notre Dame Arena
Team East 6 Team West 5

WEST DIVISION

Dan Wlock	Brandon
Dustin Levesque	Norman
Travis Plawicki	Parkland
Mike Bidinosti	Brandon
Derek Holland	Brandon
Laird Laluk	Brandon
Daryl Stockham	Brandon
Jeff Temple	Brandon
Michael Funk	Central Plains
Ryan Belbas	Norman
Stefan Cherneski	Norman
Eddie Wood	Norman
Tyler Carefoot	Parkland
Duane Clarkson	Parkland
Les Reagh	Parkland
Ryan Robson	Parkland
David Burgess	Pembina Valley
Travis Vines	Pembina Valley
Robin Carruthers	Southwest
Marlin Murray	Southwest
Rick Berry	Yellowhead
Christian Chartier	Yellowhead
Serge Chartier	Yellowhead

EAST DIVISION

Jack Vogt	Eastman
Sean Keeler	Interlake
Ryan Parkinson	Sharks
Andre Lavack	Eastman
Eric Plourde	Eastman
Chris Pollock	Eastman
Daniel Tetrault	Eastman
Curtis Baldwin	Interlake
Barrett Labossiere	Interlake
Tim Miller	Interlake
Chris Orbanski	Interlake
Jamie Minor	Kenora
Kirk Feasey	Hawks
Mark Shewchuk	Hawks
Chad Taylor	Hawks
Jade Malmquist	Sharks
David Maruca	Sharks
Chris Flamand	Warriors
Lee Goren	Warriors
Saysana Phrakonkham	Warriors
Ian Taylor	Warriors

January 20, 1996
Notre Dame Arena
Team East 9 Team West 5

WEST DIVISION

Mike Fraser	Brandon
Travis Plawicki	Parkland
Jeff Horner	Yellowhead
Darby Cochrane	Brandon
Chad Laluk	Brandon
Michael Funk	Central Plains
Darryl Patterson	Central Plains
Ian Barteski	Norman
Ryan Belbas	Norman
Clifford Duschene	Norman
David Scully	Norman
Lyndon Thompson	Norman
Dion Deschamps	Parkland
Andrew Fenton	Parkland
Kevin Mryglod	Parkland
Cory Ready	Parkland
Jeff McGill	Pembina Valley
Curt Thomas	Pembina Valley
Chris Nielson	Southwest
Bobby Andrews	Yellowhead
Joey Bohemier	Yellowhead
Christian Chartier	Yellowhead
Troy Stewart	Yellowhead

EAST DIVISION

Scott Meyers	Interlake
Darryl Tinney	Kenora
Scott Cameron	Sharks
Jon Barkman	Eastman
Erik Butenschon	Eastman
Jean Paul Chaput	Eastman
Brent Hobday	Eastman
Derek Deprez	Interlake
Andrew Kirk	Interlake
Barrett Labossiere	Interlake
Clint Miller	Interlake
Jay Seymour	Interlake
Curt Colfer	Kenora
Dave George	Kenora
Alex Argyiou	Hawks
Alan Manness	Hawks
Chris Donald	Sharks
Chris Mussell	Sharks
John Sullivan	Sharks
Kevin Brown	Monarchs
Ryan Toothill	Monarchs
Tyler Arnason	Warriors
Rick Tanner	Warriors

January 25, 1997
Brandon
Team East 12 Team West 5

WEST DIVISION

Troy Ritchie	Brandon
Reg Legace	Pembina Valley
Shane Hintz	Southwest
Darby Cochrane	Brandon
Jared Jacobson	Brandon
Ryan Kristalovich	Brandon
Kevin Saurette	Brandon
Jesse McMaster	Central Plains
Ryan Shields	Central Plains
Ryan Bortis	Norman
Bryce Slugoski	Norman
Kevin Wilson	Norman
Troy Hickman	Parkland
Mark Odut	Parkland
Joey Comte	Pembina Valley
Chad Falk	Pembina Valley
Murray Kehler	Pembina Valley
Mike Van Den Bosch	Pembina Valley
Jonathan Morrison	Southwest
Kurtis Quane	Southwest
Jason Bohemier	Yellowhead
Ryan Leboutillier	Yellowhead
Ron Shingoose	Yellowhead

EAST DIVISION

Troy Barnard	Kenora
Ryan Olenick	Monarchs
Jack Graham	Sharks
Dan Carriere	Eastman
Ryan Dupre	Eastman
Eric Gosselin	Eastman
Colin Hack	Interlake
Ashley Riddell	Interlake
Craig Bushey	Kenora
Dave George	Kenora
Clayton Chartrand	Hawks
Scott Kelman	Hawks
Tyler Soares	Hawks
Steven George	Monarchs
Craig Taylor	Monarchs
David Twerdun	Monarchs
Jason Cherewayko	Sharks
Christian Milks	Sharks
Craig Slobdian	Sharks
Colin Campbell	Warriors
Norman Fay	Warriors
Jean-Paul Richard	Warriors
Lee Stubbs	Warriors

January 24, 1998
 Brandon
 Team East 8 Team West 3

WEST DIVISION

Jason LeRoye	Brandon
Nathan Ramage	Pembina Valley
Shane Hintz	Southwest
Aaron DeRoo	Brandon
Dustin Hurl	Brandon
Ryan McLean	Brandon
Derek Warren	Brandon
Jonathon Martin	Central Plains
Ryan Shields	Central Plains
Mike Baker	Norman
Tim Evason	Parkland
Greg Harris	Pembina Valley
Kevin Harris	Pembina Valley
Colin McRae	Pembina Valley
Joe Suderman	Pembina Valley
Mike Van Den Bosch	Pembina Valley
Jeff Affleck	Southwest
Derek Elliot	Southwest
Mark Magwood	Southwest
Renner Rommeleare	Southwest
Kent Schilroth	Southwest
Tim Fulton	Yellowhead
Myles Kuharski	Yellowhead

EAST DIVISION

Ron Hrabec	Kenora
Ryan Olenick	Monarchs
Alex Razos	Warriors
Darryl Crumb	Eastman
Eric Gosselin	Eastman
Shawn Limpricht	Eastman
Tim Schroeder	Eastman
Ashley Riddell	Interlake
Blair Grennier	Kenora
Ryan Johnson	Kenora
Dustin Sanness	Hawks
Tyler Shields	Hawks
Tommy Anderson	Monarchs
Jarret Oster	Monarchs
Jay Rempel	Monarchs
Cory Dzikowski	Sharks
Kyle Johnson	Sharks
Chris McRae	Sharks
Cory Scoran	Sharks
Grant Davidson	Warriors
Paul Deniset	Warriors
Jean-Guy Gervais	Warriors
Lee Stubbs	Warriors

February 6, 1999
 Souris
 Team West 7 Team East 5

WEST DIVISION

Eric Van Den Bosch	Central Plains
Lanny Ramage	Pembina Valley
K.C. Guenther	Southwest
Justin Boisvert	Brandon
David Bonk	Brandon
Matt Fleming	Brandon
Darren Holland	Brandon
Jamie Muswagon	Norman
Mike Young	Norman
Myles Fee	Parkland
Colin McRae	Pembina Valley
Steve Mullin	Pembina Valley
Jesse Vanderveen	Pembina Valley
Jeremy Wray	Pembina Valley
Travis Wright	Pembina Valley
Jeff Affleck	Southwest
Chris Falloon	Southwest
Dustin Rogers	Southwest
Rennen Rommelaere	Southwest
Garrett Bruce	Yellowhead
Marty Finnie	Yellowhead
Ryan Haggerty	Yellowhead
Scott Haggerty	Yellowhead

EAST DIVISION

Ron Hrabec	Kenora
Kolin Knox	Hawks
Shawn Daniels	Warriors
Colin Tetrault	Eastman
Justin Tetrault	Eastman
Ian White	Eastman
John Pawluk	Interlake
Jeff Bowen	Kenora
Mike English	Kenora
Mike Kavanagh	Kenora
Sean Berry	Hawks
Mike Dueck	Hawks
Steven Lajoie	Hawks
Joey Petaski	Hawks
Jarrod Skazyk	Hawks
Scott Ellement	Monarchs
Jeff Kirkham	Sharks
Kyle Ladobruk	Sharks
Terry Tutkaluk	Sharks
Owen Fussey	Warriors
Brian Henson	Warriors
Riley Keast	Warriors
Dustin Turner	Warriors

January 15, 2000
 Morden
 Team West 7 Team East 6

WEST DIVISION

Bill Gerry	Brandon
Ian Vigier	Pembina Valley
Brent Batten	Southwest
Justin Boisvert	Brandon
Darren Holland	Brandon
Ryan Sinclair	Brandon
Brett Skinner	Brandon
Kris Smitzniuk	Brandon
Blair Adamson	Central Plains
Shaun McIvor	Central Plains
Rick Freese	Norman
Mitch Carefoot	Parkland
Eric Haggerty	Parkland
Ian Lepp	Pembina Valley
Steve Mullin	Pembina Valley
Marc Simon	Pembina Valley
Mark Agnew	Southwest
Jesse Arbuckle	Southwest
Jeff Kirkup	Southwest
Matt Palmer	Southwest
Marty Finnie	Yellowhead
Mitch Stephens	Yellowhead
Joey Tacan	Yellowhead

EAST DIVISION

Krister Toews	Eastman
John Douglas	Hawks
Trevor Clay	Warriors
Remi Gosselin	Eastman
Garrett Rempel	Eastman
Colin Tetrault	Eastman
Justin Tetrault	Eastman
Ian White	Eastman
Jeremy Arns	Interlake
Darren Kornelson	Interlake
Connor Johnson	Kenora
Mark Forsyth	Hawks
Dustin Hughes	Hawks
Tyler Boldt	Monarchs
Scott Ellement	Monarchs
Tyler Metcalfe	Monarchs
James Marquis	Sharks
Neville Rautert	Sharks
Terry Tutkaluk	Sharks
Mike Wahl	Sharks
Adam Courchaine	Warriors
Derek Meech	Warriors
Scott Savage	Warriors

January 13, 2001
Steinbach
Team West 7 Team East 3

WEST DIVISION

Jamie Munro	Brandon
Devin Warenko	Pembina Valley
Paul Reimer	Southwest
Jaye Judd	Brandon
Eyvi Hanneson	Central Plains
Blaine Jarvin	Central Plains
Shaun McIvor	Central Plains
Jeff Lapointe	Norman
Derrick Pruden	Norman
Benji Husband	Parkland
Tyler Bere	Pembina Valley
Eric Fehr	Pembina Valley
Keith Glawson	Pembina Valley
Blane Pohl	Pembina Valley
Chad Wrixon	Pembina Valley
Jason Butler	Southwest
Trent Cassan	Southwest
Stuart Kerr	Southwest
Mitch Kirkup	Southwest
Jayden Murray	Southwest
Dustin Cosgrove	Yellowhead
Matt Saler	Yellowhead
Jamie Zimmer	Yellowhead

EAST DIVISION

Matt Neufeld	Eastman
Dustin Tkachyk	Kenora
Nick Enns	Sharks
Matt Funk	Eastman
Joel Rempel	Eastman
Adam Kirk	Interlake
Travis Kornelsen	Interlake
Leif Thorkelson	Interlake
Jaye Bergman	Kenora
Mike Bulawka	Kenora
Mike Richards	Kenora
Erik Anderson	Hawks
Craig Carlyle	Monarchs
Chris Cordeiro	Sharks
Justin Edwards	Sharks
Lindsey Panteluk	Sharks
Tyler Perkins	Sharks
Jared Schirmacher	Sharks
Adam Courchaine	Warriors
Nigel Dawes	Warriors
Cliff Ketchen	Warriors
Kyle Harden	Warriors
Mike Thach	Warriors

January 26, 2002
Winnipeg
Team East 6 Team West 5 (SO)

WEST DIVISION

Brett Koscielny	Brandon
Darcy Stewart	Pembina Valley
Matthew Bannerman	Yellowhead
Tyler Stinton	Brandon
Jarrett Woodmass	Brandon
Kip Workman	Brandon
Joey Patsack	Central Plains
Cory Tanguay	Central Plains
Ryan Constant	Norman
Frankie Dicks	Norman
Brian Hritzuk	Norman
Chad Carriere	Parkland
Josh Froese	Pembina Valley
Shea Hamilton	Pembina Valley
Ryan Robidoux	Pembina Valley
Riley Weselowski	Pembina Valley
Matt Green	Southwest
Paul Wallmann	Southwest
Shane Auger	Yellowhead
Bryce Cowling	Yellowhead
Reese Kolesar	Yellowhead
Matt Saler	Yellowhead
Rick Wood	Yellowhead

EAST DIVISION

Matt Neufeld	Eastman
Terry Flett	Interlake
Justin Carloni	Warriors
Patrick Carriere	Eastman
Eric Hunter	Eastman
Colin Lafreniere	Eastman
Nicholas Lubimiv	Eastman
Andrew Penner	Eastman
Travis Kornelsen	Interlake
Jaymes Pawluk	Interlake
John Kocis	Kenora
Josh McAndrew	Kenora
Dustin Boyd	Hawks
Jamison Orr	Hawks
Mike Zahaiko	Hawks
Aidan Penner	Monarchs
Joe Barnes	Sharks
Brian Bell	Sharks
Wade Davison	Sharks
Justin Edwards	Sharks
Scott Wilkinson	Sharks
Don Kerfoot	Warriors
Mike Thach	Warriors

January 25, 2003
Arborg
Team East 7 Team West 6

WEST DIVISION

Kevin Kauk	Brandon
Jonathon Trout	Norman
Darcy Stewart	Pembina Valley
Chris Barth	Brandon
Mark Derlago	Brandon
Mike Hellyer	Brandon
Derek Moar	Brandon
Joey Moggach	Brandon
Joey Foxon	Central Plains
AJ Spiller	Central Plains
Jared Kissick	Norman
Lem Randall	Norman
David Victor	Norman
Kyle Lopez	Parkland
Travis Avery	Pembina Valley
Andrew Bartley	Pembina Valley
Chay Genoway	Pembina Valley
Riley Lang	Southwest
Joel Whiteside	Southwest
Bryce Cowling	Yellowhead
Ryan Johnston	Yellowhead
Ian Lowe	Yellowhead
Devrin Stonehouse	Yellowhead

EAST DIVISION

Stephan Drew	Eastman
Cody Didychuk	Interlake
Ben McLeod	Sharks
Cory Baldwin	Eastman
Tyler Harder	Eastman
Steven Jacques	Eastman
Jonathon Lawrence	Eastman
Nathan Krulichki	Interlake
Bryn Lindsay	Interlake
Brayden Penner	Interlake
Tyler Barker	Kenora
Dan McIntyre	Kenora
Stephen McLeod	Kenora
Jordan Wilson	Hawks
Mike Zahaiko	Hawks
Ross Caisley	Sharks
Dan Fillion	Sharks
Stephen Lenoski	Sharks
Mark Magnowski	Sharks
Brent Tessier	Sharks
Codey Burki	Warriors
Ryan Menei	Warriors
Derek Olbrycht	Warriors

January 17, 2004
Dauphin
Team West 6 Team East 3

WEST DIVISION

Kurt Jory	Brandon
Mike Asmus	Southwest
Jerod Auger	Yellowhead
Tyler Dittmer	Brandon
Mickey McCrimmon	Brandon
Ken Mott	Brandon
Matt Ostash	Brandon
Ryan White	Brandon
Jorin Bousquet	Central Plains
Ian Duval	Central Plains
AJ Spiller	Central Plains
Zachery Mertens	Parkland
Jordan Pernarowski	Parkland
Travis Avery	Pembina Valley
Keith Bially	Pembina Valley
David Michiels	Pembina Valley
Derek Vandekerkhove	Pembina Valley
Tyler Wrixon	Pembina Valley
Jacob Dietrich	Southwest
Kevin Kirkup	Southwest
Warren Hunter	Yellowhead
Nolan Mitchell	Yellowhead
Dillin Stonehouse	Yellowhead

EAST DIVISION

Landon Kroeker	Eastman
Cody Didychuk	Interlake
Gavin McHale	Thrashers
Tyler Bram	Eastman
Sam Kuzyk	Eastman
Jeff Penner	Eastman
Josh Plett	Eastman
Bryn Lindsay	Interlake
Jon Johnson	Kenora
Garrett Kocis	Kenora
Dan McIntyre	Kenora
Jarvis Ducharme	Norman
Richard Dupre	Norman
Jared Kissick	Norman
Gord Baldwin	Thrashers
Kevin Bell	Thrashers
Nicholas Hotson	Thrashers
Mitch Ruminiski	Thrashers
Darcy Zajac	Thrashers
Blake Barkwell	Wild
Jason Gray	Wild
Blair Macaulay	Wild
Ken Selby	Wild

January 9, 2005
St. James Civic Centre
Team West 6 Team East 4

WEST DIVISION

Adrian Rubeniuk	Parkland
Bobby Derksen	Pembina Valley
Andrew Gurba	Brandon
Ryan Halliday	Brandon
Alex Plante	Brandon
Justin Watters	Brandon
Mike Audino	Central Plains
Eric Long	Central Plains
Stefan Schneider	Central Plains
Mike Wier	Central Plains
Kevin Falloon	Parkland
Brant Collins	Pembina Valley
Chad Erb	Pembina Valley
Ramsay Fehr	Pembina Valley
Ryan Funk	Pembina Valley
David Michiels	Pembina Valley
Lindsay Gullett	Southwest
Bryce Lamb	Southwest
Nat Howard	Yellowhead
Shane Jury	Yellowhead

EAST DIVISION

James Reimer	Interlake
Kevin Armstrong	Wild
Tyler Bram	Eastman
Brad Johnston	Eastman
Derek Mohr	Eastman
Jeff Penner	Eastman
Kirk Thompson	Eastman
Dustyn Clegg	Interlake
Jesse Giesbrecht	Interlake
Torrey Lindsay	Interlake
James Cain	Kenora
Scott Tyschinski	Norman
James Aitkenhead	Thrashers
Grant Perdonic	Thrashers
Craig Simchuk	Thrashers
Derek Akerstream	Wild
Cameron Chalmers	Wild
Jeremy Dawes	Wild
Donnie Glennie	Wild
Blair Macaulay	Wild

January 28, 2006
Morden
Team East 7 Team West 4

WEST DIVISION

Nigel Nolin	Southwest
Cody Pollon	Yellowhead
Matthew Calvert	Brandon
Kory Kimpinski	Brandon
Kevin Kirkup	Brandon
Brandon Lockerby	Brandon
Justin Watters	Brandon
Ryan Audino	Central Plains
Kyle Fraser	Parkland
Cody Hart	Parkland
Luke Stokotelnj	Parkland
Jay Fehr	Pembina Valley
Derek Holenski	Pembina Valley
Aaron Lewadniuk	Pembina Valley
Paul Van de Velde	Pembina Valley
Raymond Vincent	Pembina Valley
Cale Jeffries	Southwest
Bryce Lamb	Southwest
Mitch Olson	Southwest
Steven Shamanski	Southwest

EAST DIVISION

David Aime	Thrashers
Joseph Caliguirri	Wild
Justin Giesbrecht	Eastman
Derek Mohr	Eastman
Connor Appleyard	Interlake
Dustyn Clegg	Interlake
Matt Jacobucci	Interlake
Torrey Lindsay	Interlake
Chris Sinclair	Kenora
Alex Head	Norman
Cody Gross	Thrashers
Johnny Lazo	Thrashers
Eric Mestery	Thrashers
Tyler Schmidt	Thrashers
Kelly Zajac	Thrashers
Blake Chartier	Wild
Troy Crowley	Wild
Nathan Green	Wild
Scott Macaulay	Wild
Brett Plouffe	Wild

January 27, 2007
Portage la Prairie
Team East 6 Team East 5

WEST DIVISION

Mark Friesen	Pembina Valley
Brett Willows	Yellowhead
Matthew Calvert	Brandon
Kyle Hamm	Brandon
Kory Kimpinski	Brandon
Sanfred King	Brandon
Brad McConnell	Brandon
Mark Schneider	Brandon
Shayne Wiebe	Brandon
Ryan Audino	Central Plains
Jared Whincup	Central Plains
Shane Luke	Parkland
Darren Bestland	Pembina Valley
Chris Reimer	Pembina Valley
Caleb Suderman	Pembina Valley
Paul Van de Velde	Pembina Valley
Steph Vigier	Pembina Valley
Troy Kliever	Southwest
Steven Shamanski	Southwest
Colin Paull	Yellowhead

EAST DIVISION

Devin Peters	Thrashers
Kyle Birch	Wild
Jared Friesen	Eastman
Riley Kielich	Eastman
Jordan Bourgonje	Eastman
Kevin Burton	Eastman
Lee Reimer	Eastman
Joel Ridgeway	Interlake
Tim Harris	Kenora
Brennen Cox	Norman
Cody Genaille	Norman
Dougie McLeod	Norman
Matt Bodie	Thrashers
Chris de la Lande	Thrashers
Adam Hughesman	Thrashers
Johnny Lazo	Thrashers
Cody Eakin	Wild
Scott Glennie	Wild
Shael Hechter	Wild
Scott Macaulay	Wild

February 2, 2008
Thompson
Team East 4 Team West 3

WEST DIVISION

Carey Dyck	Pembina Valley
Brent Willows	Yellowhead
Curtis Brolund	Brandon
Kyle Hamm	Brandon
Brad McDonald	Brandon
Brock Sutherland	Brandon
Colton Hnatiuk	Central Plains
David McKelvey-Gunson	Central Plains
Tanner Waldvogel	Central Plains
Ryan Marshall	Parkland
Byron Froese	Pembina Valley
Brett Harder	Pembina Valley
Angus Klassen	Pembina Valley
Stephan Robidaux	Pembina Valley
Tyler Sawatzky	Pembina Valley
Nathan Suderman	Pembina Valley
Kelly Gray	Southwest
Andrew Lochhead	Southwest
Paul Thompson	Southwest
Curtis Gardham	Yellowhead

EAST DIVISION

Joey Rewucki	Thrashers
Brett Martyniuk	Wild
Lee Reimer	Eastman
Brendan Walker	Eastman
Mike Gennill	Interlake
Carson Dubchak	Kenora
Tanner Korchinski	Norman
Dougie McLeod	Norman
Kyle Stephansson	Norman
Brent Wilson	Norman
Cordbin Baldwin	Thrashers
Matthew Bodie	Thrashers
Kyle Mulder	Thrashers
Cole Pruden	Thrashers
Mark Stone	Thrashers
Dallas Clement	Wild
Jordan DePape	Wild
Derek Gingera	Wild
Brad Olynik	Wild
Derek Whitehill	Wild

February 7, 2009
Kenora
Team East 15 Team West 11

WEST DIVISION

Kale Robertson	Central Plains
Jayson Argue	Parkland
Joel Edmundson	Brandon
Michael Ferland	Brandon
Cayle Hutlet	Brandon
Wheaton King	Brandon
Jens Meilleur	Central Plains
Kyle Rous	Central Plains
Tanner Waldvogel	Central Plains
Derek Falloon	Parkland
Cole Brunet	Pembina Valley
Craig Neufeld	Pembina Valley
Mitch O'Brien	Pembina Valley
Tyler Peers	Pembina Valley
Connor Sisson	Pembina Valley
Nathan Suderman	Pembina Valley
Landon Hall	Southwest
Luke Hill	Southwest
John Lawrence	Yellowhead
Shaquille Merasty	Yellowhead
Devon Speiss *	Yellowhead

* unable to play because of injury

EAST DIVISION

TJ Pocock	Kenora
Charlie Pogue	Wild
Eric Coulombe	Eastman
Stephane Pattyn	Eastman
Brennan Ritchie	Eastman
Tyler Gaudry	Interlake
Mike Gemmill	Interlake
Trent Genyk	Interlake
Mitch Chagnon	Kenora
Calvin Cairns	Norman
Rory McKie	Norman
Matt Glowa	Thrashers
Michael Hay	Thrashers
Alex Kampen	Thrashers
Jeremy Olynik	Thrashers
Nolan Zajac	Thrashers
Zach Franco	Wild
Brendan O'Donnell	Wild
Luke Paulsen	Wild
Michael St. Croix	Wild

January 17, 2010
Brandon
Team West 6 Team East 4

WEST DIVISION

Tyler Oswald	Pembina Valley
Brian Archibald	Southwest
Matt Brykaliuk	Brandon
Joel Edmundson	Brandon
Austin Lewis	Brandon
Mitch VanTeeling	Brandon
Eric Baldwin	Central Plains
Doug Lawrence	Central Plains
Derek Falloon	Parkland
Ryan Pulock	Parkland
Jeff Clark	Pembina Valley
Jared Morris	Pembina Valley
Jory Mullin	Pembina Valley
Mike Sofillas	Pembina Valley
Reid Gow	Southwest
Cole Olson	Southwest
Landon Peel	Southwest
Cameron Rowat	Southwest
Kyle McLeod	Yellowhead
Chad Robinson	Yellowhead

EAST DIVISION

Brendan Edie	Eastman
Matt Benson	Kenora
Brett Cote	Eastman
Yvan Pattyn	Eastman
Brent Wold	Eastman
Nicco DiGiovannantonio	Interlake
Ryan Elliot	Interlake
Trent Genyk	Interlake
Jon Johannesson	Kenora
Quentin Holmes	Norman
Lorne Leslie	Norman
Roger Tagoona	Norman
Cody Zulyniak	Norman
Ryan Dech	Thrashers
Connor Lockhart	Thrashers
Channing Bresciani	Wild
Brett Charette	Wild
Jake Heisinger	Wild
Brendan Leipsic	Wild
Connor Milligan	Wild

January 16, 2011
Portage la Prairie
Team West 5 Team East 4

WEST DIVISION

Tyler Oswald	Pembina Valley
Brian Archibald	Southwest
Matt Brykaliuk	Brandon
Landon Cross	Brandon
Tanner Jago	Brandon
Cole McCaig	Brandon
Cody Nelson	Brandon
Derek Sobkow	Brandon
Riley Hay	Central Plains
Zack Waldvogel	Central Plains
Colton Robak	Parkland
Mitch Doell	Pembina Valley
Jesse Bernard	Southwest
Tanner Butler	Southwest
Jordan Greig	Southwest
Hudson Morrison	Southwest
Sutton Olson	Southwest
Cameron Rowat	Southwest
Curtis Oliver	Yellowhead
Travis Sheane	Yellowhead

EAST DIVISION

Teagan Sacher	Thrashers
Spencer Tremblay	Wild
Colin Baudry	Eastman
Brett Cote	Eastman
Brett Hanson	Eastman
Dalton Reimer	Eastman
Tyson Stoesz	Eastman
Dylan Favell	Interlake
Mackenzie Johnson	Interlake
Brennen Dubchak	Kenora
Dylan Hykawy	Norman
Justin Valentino	Norman
Sean Collins	Thrashers
Ian Humphreys	Thrashers
Corey Petrash	Thrashers
Tanner Quinn	Thrashers
Daniel Asham	Wild
Warren Callis	Wild
Justin Hamonic	Wild
Brandon Lauder	Wild
Graham McBain *	Wild

* unable to play because of injury

January 15, 2012
Morden
Team East 6 Team West 3

WEST DIVISION

Zac Robidoux	Pembina Valley
Brian Archibald	Southwest
Tyler Coulter	Brandon
Brett Kitt	Brandon
Brandon Switzer	Brandon
Ty Webber	Brandon
Derek Millar	Central Plains
Daniel Dunn	Parkland
Jayce Hawryluk	Parkland
Rhett Law	Parkland
Boden Sigurdson	Pembina Valley
Jordan Greig	Southwest
David Heath	Southwest
Lucas Oliver	Southwest
Sutton Olson	Southwest
Cameron Rowat	Southwest
Jordan Thomson	Southwest
Taylor Sanheim	Yellowhead
Travis Sanheim	Yellowhead
Montana Tanner	Yellowhead

EAST DIVISION

Davy Fisher	Kenora
Justin Paulic	Norman
Devon Schade	Eastman
Braydon MacDonald	Interlake
Grant Valiquette	Kenora
Eddie Bayer	Norman
Drake Bodie	Norman
Tanner Hepp	Norman
Bruce Highway	Norman
Tyrenn Bauer	Thrashers
Riley Kuryk	Thrashers
Carey Morrison	Thrashers
Devan Schram	Thrashers
Danys Chartrand	Wild
Brett Griffin	Wild
Sean Higgins	Wild
Remi Laurencelle	Wild
Geordie Maguire	Wild
Kevin Pochuk	Wild
Christian Stockl	Wild

January 12, 2013
Dauphin
Cancelled

WEST DIVISION

Justin Holder	Brandon
Bronson Ammeter	Central Plains
Tyler Coulter	Brandon
James Shearer	Brandon
Brandon Switzer	Brandon
Ty Webber	Brandon
Aaron Dupasquier	Central Plains
Devin Muir	Central Plains
Nicolas Schneider	Parkland
Colt Conrad	Pembina Valley
Colin Grenier	Pembina Valley
Nathan Karlowsky	Pembina Valley
Daylon Creasy	Southwest
Meyer Nell	Southwest
Cameron Whyte	Southwest
Bradley Bowles	Yellowhead
Shawn Bowles	Yellowhead
Taylor Sanheim	Yellowhead
Travis Sanheim	Yellowhead
Nolan Speiss	Yellowhead

EAST DIVISION

Troy Martyniuk	Thrashers
Evan Johnson	Wild
Brett Howden	Eastman
Clayton Tait	Interlake
Mikko Keski-Pukkila	Kenora
Davis Ross	Kenora
Evan Akkerman	Norman
Bruce Highway	Norman
Lodie Ipeelie	Norman
Chase Harrison	Thrashers
Alex Keena	Thrashers
Ty Kraus	Thrashers
Ryley Lindgren	Thrashers
Tyler Penner	Thrashers
Lucas Skrumedas	Thrashers
Jordan Bochinski	Wild
Connor Hamonic	Wild
Mack Hardy	Wild
Jackson Keane	Wild
Bradley Reichardt	Wild

2014

First Team Goaltender

Evan Johnson	Wild
Defence	
James Shearer	Brandon
Tanner Kyle	Yellowhead
Forwards	
Duncan Campbell	Brandon
Tanner Kaspick	Brandon
Brett Howden	Eastman
Second Team Goaltender	
Ryan Kubic	Thrashers
Defence	
Mark Taraschuk	Wild
Mackenzie Dwyer	Thrashers
Forwards	
Nolan Patrick	Thrashers
Jordy Stallard	Brandon
Morgan Geekie	Yellowhead

2016

First Team Goaltender

Riley Lamb	Yellowhead
Defence	
Kayle Tosh	Eastman
Sam Huston	Brandon
Forwards	
Brad Goethals	Eastman
Riece Gaber	Parkland
Nate Hooper	Thrashers
Second Team Goaltender	
Landon Poirion	Eastman
Defence	
Conor Timlick	Wild
Curtis Brule	Eastman
Forwards	
Tucker Scantlebury	Yellowhead
Ryan Sinclair	Central Plains
Riley Stotts	Wild

2015

First Team Goaltender

Josh Petersen	Brandon
Defence	
Tyler Anderson	Wild
Trevor Kavanaugh	Kenora
Forwards	
Jeremy Leipsic	Wild
Brad Goethals	Eastman
Morgan Geekie	Yellowhead
Second Team Goaltender	
Mitchel Adamyk	Wild
Defence	
Max Martin	Wild
Jesse Lawrence	Brandon
Forwards	
Bradley Schoonbaert	Brandon
Coltyn Bates	Brandon
Connor Gutenberg	Brandon

2017

First Team Goaltender

Aaron Brunn	Pembina Valley
Defence	
Nicholas Cicek	Wild
Aidan Woodley	Yellowhead
Forwards	
Dawson Mckenzie	Thrashers
Ryan Heino	Yellowhead
Joey Moffatt	Central Plains
Second Team Goaltender	
Zachary Bennett	Thrashers
Defence	
Carson Tiede	Thrashers
Curtis Ireland	Brandon
Forwards	
Cedric Chenier	Wild
Elijah Carels	Pembina Valley
Mackenzie Belinski	Yellowhead

2018		2019		2020	
First Team		First Team		First Team	
Goaltender		Goaltender		Goaltender	
Trent Miner	Brandon	Dawson Green	Brandon	Carson Cherepak	Wild
Defence		Defence		Defence	
Daemon Hunt	Brandon	Matthew Boonstra	Eastman	Hughie Hooker	Wild
Chad Nychuk	Yellowhead	Mathew Shatsky	Wild	Kian Calder	Central Plains
Forwards		Forwards		Forwards	
Nolan Ritchie	Brandon	Nolan Ritchie	Brandon	Colby Joseph	Yellowhead
Lynden McCallum	Brandon	Conner Roulette	Thrashers	Ryan Botterill	Central Plains
Kyle Bettens	Wild	Jake Poole	Yellowhead	Tyler Thoendel	Wild
Second Team		Second Team		Second Team	
Goaltender		Goaltender		Goaltender	
Miles Minor	Wild	Danton Belluk	Eastman	Keaton Ziprick	Parkland
Defence		Defence		Defence	
Colby Jaquet	Bruins	Kian Calder	Central Plains	Rory Neill	Wild
Cole Dekoninck	Selects	Cory King	Southwest	Reece Richmond	Yellowhead
Forwards		Forwards		Forwards	
Ty Naaykens	Bruins	Josh Beauchemin	Eastman	Carter Halamandaris	Wild
Jayson Szun	Bruins	Callum Fortin	Southwest	Braeden Lewis	Southwest
Reilly Funk	Central Plains	Reese Belton	Wild	Nate Goodbrandson	Thrashers

2021

No All-Star teams were selected

2022

First Team	
Goaltender	
Owen LaRocque	Southwest
Defence	
Cheechoo Lathlin	Norman
Carter Southern	Pembina Valley
Forwards	
Clarke Caswell	Brandon
Jayce Legaarden	Parkland
Braden Keeble	Brandon

Second Team	
Goaltender	
Andrew Ness	Wild
Defence	
Blake Jones	Wild
Josh Fluker	Southwest
Forwards	
Brady Krentz	Norman
Nolan Chastko	Brandon
Isaac Gordon	Eastman

2023

First Team	
Goaltender	
Raiden LeGall	Pembina Valley
Defence	
Aaron Krestanowich	Wild
Evan Lambert	Bruins
Forwards	
Hayden Moore	Bruins
Carter Bear	Thrashers
Bryce Bryant	Yellowhead

Second Team	
Goaltender	
Jase Wareham	Yellowhead
Defence	
Luke Lepper	Brandon
Darren Hunt	Southwest
Forwards	
Cole Temple	Brandon
Adam Vigfusson	Interlake
Sebastien Hicks	Pembina Valley

2024

First Team**Goaltender**

Bryson Yaschyshyn Pembina Valley

Defence

Kaeson Fisher Brandon

Owen Wallace Brandon

Forwards

Jaxon Jacobson Brandon

Brady Turko Brandon

Rohan Gueverra Thrashers

Second Team**Goaltender**

Micky Gross Southwest

Defence

Jackson Kohut Southwest

Lane Apperley Pembina Valley

Forwards

Colten Worthington Brandon

Regan Anderson Southwest

Max Hamelin Bruins

MANITOBA U18 AAA
HOCKEY LEAGUE
REGULAR SEASON RECORDS

Individual player statistics for 1985-86 through 1987-88 are incomplete and are therefore not included in the regular season and career records.

SKATERS GAMES PLAYED

SINGLE SEASON		CAREER			
GP	Team	GP	Player	Team	Years
		147	- Rennen Rommeleare	SWC	95-96-98-99
48	- 21 Pembina Valley Hawks	144	- Colby Joseph	YHD	17-18-19-20
	- 18 Eastman Selects	143	- Lance Bobesko	NNS	17-18-19-20
	- 18 Southwest Cougars	142	- Jordan Pfoh	NNS	17-18-19-20
	- 18 Winnipeg Thrashers	141	- Riley Goertzen	PVH	17-18-19-20
	- 18 Yellowhead Chiefs	139	- Branden Hill	NNS	17-18-19-20
	- 17 Winnipeg Bruins	138	- Rylan Gudnason	SWC	16-17-18-19
	- 15 Brandon Wheat Kings		- Owen Wareham	YHD	17-18-19-20
	- 15 Central Plains Capitals	137	- Tanner Morrison	BWK	16-17-18-19
	- 15 Winnipeg Wild		- Hunter Rambow	NNS	16-17-18-19
	- 14 Parkland Rangers	136	- Nicholas Hatley	PVH	15-16-17-18
	- 11 Kenora Thistles		- Colin Cook	BWK	16-17-18-19
	- 8 Interlake Lightning		- Jackson Klewchuk	WLD	17-18-19-20
	- 6 Norman Northstars	135	- Eric Gosselin	EMS	94-95-97-98
			- Sam Brunton	KEN	16-17-18-19
		134	- Callum Fortin	SWC	16-17-18-19
			- Andrew Hopko	THS	16-17-18-19
			- Mitch Thiessen	BWK	17-18-19-20
		133	- Dallas Holland	BWK/PVH	91-92-94-95
			- Jared Twerdoclib	BWK	16-17-18-19
			- Jacob Frankcom	KEN	16-17-18-19
			- Jaeger Lapointe	PKD	16-17-18-19
			- Cameron Trimble	CPC	17-18-19-20
		132	- Andre Lavak	EMS	92-93-95-96
			- Cole McCaig	BWK	08-09-10-11
			- Benoit Mowbray	YHD	14-15-16-17
			- Rylan Hoffman	EMS	15-16-17-18
			- Evan Gullett	PKD	15-16-17-18
			- Garrett Hrechka	PKD	17-18-19-20
			- Zach Veitch	YHD	17-18-19-20
			- Regan Anderson	SWC	21-22-23-24
			- Nate Robson	SWC	21-22-23-24
		131	- Bowen Alcock	KEN	10-11-12-13
			- Patrick Gosselin	EMS	93-94-96-97
			- Tanner Hepp	NNS	10-11-12-13
			- Boyd Langan	NNS	10-11-12-13
			- Lucas Oliver	SWC	09-10-11-12
			- Travis Sheane	YHD	08-09-10-11
			- Derek Wood	PVH	12-13-14-15
			- Brayden Heapy	YHD	14-15-16-17
			- Ryan Heino	YHD	14-15-16-17
			- Cody Shearer	SWC	16-17-18-19
			- Brayden Michalchuk	BWK	17-18-19-20
			- Drew Shiels	SWC	21-22-23-24
			- Max Collyer	YHD	21-22-23-24
			- Dylan Miko	YHD	21-22-23-24

SKATERS GOALS

SINGLE SEASON				CAREER			
G	Player	Team	Year	G	Player	Team	Years
61	- Brian Kostur	PKD	92-93	143	- Brian Kostur	PKD	90-91-92-93
59	- Russ Romaniuk	STS	86-87	91	- Jeff Brown	SWC	90-91-92-93
56	- Brian Kostur	PKD	91-92	87	- Marty Murray	SWC	89-90-90-91
	- Michael St. Croix	WLD	08-09	85	- Frank Dicks	NNS	99-00-01-02
55	- Nigel Dawes	WAR	00-01	84	- Calvin Friesen	PVH	91-92-93-94
54	- Darren Ritchie	HKS	90-91	83	- Dustyn Clegg	INT	03-04-05-06
53	- Ryan Robson	PKD	94-95	80	- Duncan Campbell	BWK	11-12-13-14
	- Nolan Chastko	BWK	21-22		- Adam Courchaine	WAR	99-00-00-01
52	- Adam Courchaine	WAR	00-01	79	- Nolan Ritchie	BWK	17-18-18-19
50	- Dustin Boyd	HKS/MON	01-02	77	- Colby Joseph	YHD	17-18-18-19
	- Adam Hughesman	THS	06-07	76	- Callum Fortin	SWC	16-17-18-19
49	- Mike Maneluk	HKS	89-90	75	- Kelly Smart	YHD	91-92-93-94
	- Jon Barkman	EMS	95-96	74	- Clifford Duchesne	NNS	93-94-95-96
48	- Mark Derlago	BWK	02-03		- Lynden McCallum	BWK	15-16-17-18
47	- Daryl Stochhan	BWK	94-95		- Jackson Klewchuk	WLD	17-18-19-20
	- Ryan Belbas	NNS	95-96	73	- Brad Goethals	EMS	14-15-15-16
	- Pat Falloon	YHD	87-88	72	- Jon Barkman	EMS	93-94-95-96
46	- Marty Murray	SWC	90-91		- Ryan Belbas	NNS	94-95-95-96
	- Mark Deyell	MON	92-93	70	- Colin McRae	PVH	96-97-98-99
	- Jayce LeGarden	PKD	21-22	69	- Andre Lavack	EMS	92-93-95-96
45	- Troy Stewart	YHD	95-96		- Shaun McIvor	CPC	98-99-00-01
	- Eric Fehr	PVH	00-01	68	- Patrick Gosselin	EMS	93-94-96-97
	- Frank Dicks	NNS	01-02	67	- Tyler Dittmer	BWK	02-03-04-05
	- Michael Ferland	BWK	08-09		- Scott Flockton	WAR	96-97-97-98
	- Kaden Bryant	WLD	18-19		- Torrey Lindsay	INT	03-04-05-06
	- Ryan Botterill	CPC	19-20		- Darryl Luke	PKD	91-92-93-94
44	- Marcel Pruden	CPC	89-90		- Troy Stewart	YHD	94-95-95-96
	- Darryl Luke	PKD	93-94		- Kaden Bryant	WLD	17-18-18-19
	- Kelly Smart	YHD	93-94	65	- Cameron Rowat	SWC	09-10-11-12
	- Callum Fortin	SWC	18-19	64	- Dan Fillion	SKS/WAR	00-01-02-03
43	- Tyler Perkins	SKS	00-01		- Brent Hobday	EMS	94-95-95-96
	- Colin LaFreniere	EMS	01-02	63	- Serge Chartier	YHD	93-94-94-95
	- Reese Belton	WLD	18-19		- Mike Dueck	HKS	97-98-98-99
	- Isaac Gordon	EMS	21-22		- Darryl Stockham	BWK	92-93-94-95
42	- Clifford Duchense	NNS	95-96		- Terry Tutkaluk	SKS	97-98-99-00
	- Terry Letkeman	PVH	86-87	62	- Jason Little	BWK	88-89-90-91
	- Jay Rempel	MON	97-98		- Christian Milks	SKS	96-97-98-99
	- Brad McConnell	BWK	06-07		- Rob Porter	CPC	91-92-92-93
	- Zachary Falck	WLD	17-18		- Fred Slukynsky	CPC	90-91-93-94
	- Jayson Szun	BRN	17-18	61	- Ryan Halliday	BWK	03-04-04-05
41	- Marty Murray	SWC	89-90		- Jay Rempel	MON	95-96-97-98
	- Alex Argyriou	HKS	95-96		- Matt Saler	YHD	00-01-01-02
	- Paul Deniset	WAR	97-98		- Jake Poole	YHD	17-18-18-19
	- Brad Goethals	EMS	15-16		- Hunter Wallace	SWC	18-19-20-21
	- Conner Roulette	THS	18-19		- Jaxon Jacobson	BWK	22-23-23-24
	- Brady Turko	BWK	23-24				

SKATERS ASSISTS

SINGLE SEASON				CAREER			
A	Player	Team	Year	A	Player	Team	Years
73	- Cliff Ketchen	WAR	00-01	112	- Dustin Hughes	HKS	98-99-99-00
69	- Dustin Hughes	HKS	99-00	105	- Brian Kostur	PKD	90-91-92-93
	- Jaxon Jacobson	BWK	23-24		- Jaxon Jacobson	BWK	22-23-23-24
65	- Braden Keeble	BWK	21-22	104	- Eric Gosselin	EMS	94-95-97-98
64	- David Scully	NNS	95-96	103	- Torrey Lindsay	INT	03-04-05-06
	- Jeremy Leipsic	WLD	14-15	100	- Jay Fehr	PVH	04-05-05-06
61	- Ken Dzikowski	CPC	91-92	99	- Nolan Ritchie	BWK	17-18-18-19
	- Matt Saper	WAR	93-94	98	- Ken Dzikowski	CPC	90-91-92-92
	- Jamison Orr	HKS	01-02	96	- Matt Calvert	BWK	04-05-06-07
58	- Kane Chaloner	HKS	90-91	95	- Cameron Rowat	SWC	09-10-11-12
57	- Dustin Boyd	HKS/MON	01-02		- Cameron Trimble	CPC	17-18-19-20
56	- Mark Deyell	MON	92-93	94	- Mark Jago	PKD	90-91-92-93
	- Joey Moggach	BWK	02-03		- Eddie Wood	NNS	92-93-94-95
55	- Jay Fehr	PVH	05-06		- Kian Calder	CPC	17-18-19-20
	- Matt Calvert	BWK	06-07	92	- Tyler Dittmer	BWK	02-03-04-05
	- Kyle Bettens	WLD	17-18	91	- Reece Richmond	YHD	17-18-19-20
	- Nolan Ritchie	BWK	18-19	90	- Andre Lavack	EMS	92-93-95-96
	- Shawn McGurran	STS	86-87		- Shaun McIvor	CPC	98-99-00-01
54	- Mark Jago	PKD	92-93	89	- Ryan Dupre	EMS	94-95-96-97
	- Alan Manness	HKS	95-96		- Patrick Gosselin	EMS	93-94-96-97
	- Rick Wood	YHD	01-02		- David Scully	NNS	94-95-95-96
53	- Marcel Pruden	CPC	89-90		- Rick Wood	YHD	00-01-01-02
	- Scott Harmataiuk	EMS	93-94		- Lynden McCallum	BWK	15-16-17-18
	- Jean Paul Richard	WAR	96-97	88	- Dustyn Clegg	INT	03-04-05-06
	- Terry Tutkaluk	SKS	98-99	87	- Kelly Smart	YHD	91-92-93-94
	- Clarke Caswell	BWK	21-22		- Terry Tutkaluk	SKS	97-98-99-00
52	- Jon Barkman	EMS	95-96	86	- Brett Paddock	BWK	15-16-17-18
	- Lee Stubbs	WAR	97-98	85	- Lee Stubbs	WAR	95-96-97-98
	- Brendan O'Donnell	WLD	08-09	84	- Daniel Chaput	EMS	87-88-88-89
	- Brett Paddock	BWK	17-18	83	- Jeff McGill	PVH	93-94-95-96
51	- Kelly Smart	YHD	93-94	82	- Scott Brook	PKD	91-92-93-94
	- Jeff McGill	PVH	95-96		- Josh Froese	PVH	00-01-01-02
	- Eric Gosselin	EMS	97-98		- Joshua Pawluk	INT	96-97-99-00
	- Donnie Glennie	WLD	04-05		- Cory King	SWC	17-18-18-19
50	- Kent MacInnis	BWK	91-92	81	- Christian Milks	SKS	96-97-98-99
	- Dave Caldwell	INT	93-94		- Marty Murray	SWC	89-90-90-91
	- Ian Lowe	YHD	02-03		- Kori Pearson	YHD	90-91-92-93
	- Zach Franko	WLD	08-09		- Kaden Bryant	WLD	17-18-18-19
49	- Kyle Johnson	SKS	97-98	80	- Scott Harmatiuk	EMS	91-92-93-94
	- Mark Derlago	BWK	02-03	79	- Wheaton King	BWK	07-08-09-10
	- Brian Lodewycks	EMS	04-05		- Brendan O'Donnell	WLD	07-08-08-09
	- Nathan Green	WLD	05-06		- Kyle Bettens	WLD	16-17-17-18
	- Remi Laurencelle	WLD	11-12	78	- Duncan Campbell	BWK	11-12-13-14
	- Brady Turko	BWK	23-24		- Brian Lodewycks	EMS	02-03-04-05
48	- Mitch Stephens	YHD	99-00		- Mitch Stephens	YHD	98-99-99-00
	- Justin Tetrault	EMS	99-00		- Brady Turko	BWK	22-23-23-24
	- Eddie Wood	NNS	94-95	77	- Fred Slukynsky	CPC	90-91-93-94
	- Jordy Stallard	BWK	13-14				
	- Cade Kowalski	PVH	16-17				
	- Cameron Trimble	CPC	19-20				

SKATERS POINTS

SINGLE SEASON				CAREER			
Pts	Player	Team	Year	Pts	Player	Team	Years
107	- Brian Kostur	PKD	92-93	248	- Brian Kostur	PKD	90-91-92-93
	- Dustin Boyd	HKS	01-02	178	- Nolan Ritchie	BWK	17-18-18-19
106	- Jaxon Jacobson	BWK	23-24	171	- Dustyn Clegg	INT	03-04-05-06
105	- Dustin Hughes	HKS	99-00	170	- Torrey Lindsay	INT	03-04-05-06
103	- Michael St. Croix	WLD	08-09	168	- Marty Murray	SWC	89-90-90-91
102	- Mark Deyell	MON	92-93	166	- Jaxon Jacobson	BWK	22-23-23-24
101	- Jon Barkman	EMS	95-96	163	- Lynden McCallum	BWK	15-16-17-18
97	- Marcel Pruden	CPC	89-90	162	- Jeff Brown	SWC	90-91-92-93
	- Darren Ritchie	HKS	90-91		- Dustin Hughes	HKS	98-99-99-00
	- Mark Derlago	BWK	02-03		- Kelly Smart	YHD	91-92-93-94
96	- Nigel Dawes	WAR	00-01	160	- Cameron Rowatt	SWC	09-10-11-12
	- Braden Keeble	BWK	21-22	159	- Tyler Dittmer	BWK	02-03-04-05
	- Russ Romaniuk	STS	86-87		- Andre Lavack	EMS	92-93-95-96
95	- Matt Saper	WAR	93-94		- Shaun McIvor	CPC	98-99-00-01
	- Kelly Smart	YHD	93-94	158	- Duncan Campbell	BWK	11-12-13-14
	- Kyle Bettens	WLD	17-18	157	- Patrick Gosselin	EMS	93-94-96-97
94	- Cliff Ketchen	WAR	00-01	155	- Calvin Friesen	PVH	91-92-93-94
	- Nolan Ritchie	BWK	18-19	153	- Eric Gosselin	EMS	94-95-97-98
93	- Marty Murray	SWC	90-91	150	- Terry Tutkaluk	SKS	97-98-99-00
92	- Brendan O'Donnell	WLD	08-09	149	- Matt Calvert	BWK	04-05-06-07
91	- David Scully	NNS	95-96		- Ken Dzikowski	CPC	90-91-92-92
	- Pat Falloon	YHD	87-88		- Jay Fehr	PVH	04-05-05-06
90	- Ken Dzikowski	CPC	91-92	148	- Kaden Bryant	WLD	17-18-18-19
	- Adam Courchaine	WAR	00-01	147	- Colby Joseph	YHD	17-18-19-20
	- Brady Turko	BWK	23-24	146	- Cameron Trimble	CPC	17-18-19-20
89	- Clifford Duchense	NNS	95-96	145	- Clifford Duchesne	NNS	93-94-95-96
	- Kaden Bryant	WLD	18-19	144	- Lee Stubbs	WAR	95-96-97-98
	- Shawn McGurran	STS	86-87	143	- Jon Barkman	EMS	93-94-95-96
88	- Brian Kostur	PKD	91-92		- Christian Milks	SKS	96-97-98-99
	- Daryl Stockham	BWK	94-95		- David Scully	NNS	94-95-95-96
	- Donnie Glennie	WLD	04-05	141	- Ryan Belbas	NNS	94-95-95-96
	- Conner Roulette	THS	18-19	140	- Mark Jago	PKD	90-91-92-93
	- Clarke Caswell	BWK	21-22		- Eddie Wood	NNS	92-93-94-95
87	- Mike Maneluk	HKS	89-90	139	- Frank Dicks	NNS	99-00-01-02
	- Mitch Stephens	YHD	99-00		- Colin McRae	PVH	96-97-98-99
	- Brad McConnell	BWK	06-07		- Kori Pearson	YHD	90-91-92-93
	- Reese Belton	WLD	18-19		- Fred Slukynsky	CPC	90-91-93-94
85	- Alex Argyriou	HKS	95-96	137	- Adam Courchaine	WAR	99-00-00-01
	- Alan Manness	HKS	95-96		- Mitch Stephens	YHD	98-99-99-00
	- Michael Ferland	BWK	08-09	136	- Ryan Dupre	EMS	94-95-96-97
	- Duncan Campbell	BWK	13-14		- Brendan O'Donnell	WLD	07-08-08-09
84	- Darryl Luke	PKD	93-94	135	- Jeff McGill	PVH	93-94-95-96
	- Ryan Robson	PKD	94-95		- Joshua Pawluk	INT	96-97-99-00
	- Ryan Belbas	NNS	95-96		- Neville Rautert	SKS	97-98-99-00
	- Terry Tutkaluk	SKS	98-99		- Kyle Bettens	WLD	16-17-17-18
	- Jeremey Leipsic	WLD	14-15	133	- Brady Turko	BWK	22-23-23-24
	- Nolan Ritchie	BWK	17-18	131	- Russ Hogue	PVH	90-91-92-93
83	- Tyler Dittmer	BWK	03-04		- Kian Calder	CPC	17-18-19-20
	- Nathan Green	WLD	05-06				
	- Matt Calvert	BWK	06-07				
	- Adam Hughesman	THS	06-07				

SKATERS PENALTY MINUTES

SINGLE SEASON				CAREER			
PIM	Player	Team	Year	PIM	Player	Team	Years
204	- John Hamilton	SKS	93-94	443	- Jonathon Martin	CPC	95-96-97-98
201	- Cody Vann	SKS	05-06	438	- Andre Lavack	EMS	92-93-95-96
192	- Ryan Law	CPC	93-94	428	- Kyle Chagnon	KEN	03-04-05-06
188	- Mike Funk	HKS	00-01	403	- Lonnie Liske	EMS	91-92-93-94
187	- Jonathan Martin	CPC	97-98	365	- Eric Gosselin	EMS	94-95-97-98
186	- Michael Pelletier	EMS	90-91	354	- Matthew Greening	PKD	12-13-14-15
	- Dustin Mischuk	PKD	01-02		- Thomas Lenchyshyn	EMS	11-12-13-14
182	- Curtis Peterson	HKS	00-01	337	- Jon Naturkach	YHD	99-00-01-02
178	- Sam Laughlin	INT	97-98	334	- Ryan Law	CPC	91-92-93-94
	- Matt Bell	CPC	05-06	332	- Devin Rosger	HKS	97-98-99-00
	- Layne Turko	PKD	10-11	331	- Dustin Hickman	YHD	99-00-00-01
177	- Craig Gillies	SKS	93-94	330	- Mike Funk	HKS	98-99-00-01
	- Kyle Assie	NNS	04-05		- Brett Holmes	HKS/PVH	91-92-94-95
175	- Brett Querel	SKS	98-99	326	- Joey Foxon	CPC	99-00-02-03
174	- Ryan Jones	BWK	93-94	324	- Shaun Dunn	PKD	03-04-05-06
172	- Cliff McCartney	CPC	91-92	319	- Brett Adnum	EMS	06-07-08-09
171	- Chris Bernier	WAR	91-92	318	- Tyler Ham	CPC	11-12-13-14
	- Robert Jasper	CPC	98-99	317	- Tim Evason	PKD	94-95-97-98
170	- Ryan Pilkington	CPC	92-93	315	- Greg Fouillard	YHD	94-95-96-97
	- Travis Johnson	SKS	93-94		- Cody Hart	PKD	04-05-06-07
	- Chris Mills	WAR	99-00		- Preston Muswagon	NNS	97-98-99-00
169	- Jonathan Martin	CPC	96-97	313	- Sam Laughlin	INT	96-97-97-98
168	- Dustin Hickman	YHD	00-01		- Michael Markus	NNS	13-14-15-16
166	- Ryan Cole	CPC	92-93	312	- Dallas Fidierchuk	PKD	97-98-98-99
	- Ricky Kozak	NNS	00-01	311	- Mark Noel	EMS	94-95-97-98
165	- Ryan Vince	SKS	93-94	309	- Jon Novak	INT	92-93-93-94
	- Wes Law	EMS	96-97	305	- Brett Querel	SKS	97-98-98-99
	- Kyle Chagnon	KEN	04-05	300	- Kyle Willis	INT	95-96-97-98
	- Kyle Chagnon	KEN	05-06	298	- Ryan Rome	SWC	94-95-96-97
164	- Mark Davey	NNS	91-92	297	- Ryan Pilkington	CPC	90-91-93-94
	- Mark Walterson	SKS	93-94	296	- Benji Husband	PKD	98-99-00-01
	- Benji Husband	PKD	00-01	295	- Chase Faulkner	INT	11-12-12-13
163	- Dustin Hickman	YHD	99-00		- Brian Lodewycks	EMS	02-03-04-05
162	- Lonnie Liske	EMS	92-93		- Hunter Halcrow	NNS/INT	15-16-17-18
	- Magnus Loutit	HKS	94-95	294	- Neil Kichuk	PKD	96-97-97-98
	- Marlin Murray	SWC	94-95		- Kian Calder	CPC	17-18-19-20
	- Jamie Plesh	HKS	99-00	293	- Kyle Nichols	SKS/HKS	00-01-01-02
161	- Chris Dear	HKS	00-01		- Willie Preston	PKD	98-99-01-02
160	- Jon Novak	INT	93-94	291	- David Armstrong	CPC	99-00-02-03
159	- Dallas Fidierchuk	PKD	98-99	290	- Joel Yanick	YHD	03-04-05-06
158	- Danny Ellingson	NNS	91-92	289	- Andrew Liwiski	PKD	14-15-16-17
	- Joey Wur	HKS	94-95	286	- Leif Thorkelson	INT	99-00-01-02
157	- Ryan Rome	SWC	96-97		- Jared Neniska	KEN	15-16-17-18
	- Willie Preston	PKD	01-02	281	- Matt Bell	CPC/INT	03-04-05-06
156	- David Armstrong	CPC	01-02		- Layne Turko	PKD	09-10-10-11
	- Steve Ukrainetz	NNS	04-05		- Brandon Masson	BWK/SWC	11-12-13-14
	- Ryan Reynard	KEN	87-88	278	- Kevin Brown	MON/HKS	94-95-95-96
155	- Dion Deschamps	PKD	95-96	277	- Keelan Cook	CPC	03-04-04-05
	- Dennis Larson	MON	00-01				

GOALTENDERS MINUTES PLAYED

SINGLE SEASON				CAREER			
MP	Player	Team	Year	MP	Player	Team	Years
2285	- Jeremy Dutcawich	YHD	17-18	5024	- Mathew Wozney	YHD	08-09-10-11
2151	- Eric Van Den Bosch	CPC	98-99	5008	- Cooper Hatfield	KEN	16-17-18-19
2112	- Riley Sveistrup	CPC	17-18	4681	- Brett Friesen	YHD	12-13-14-15
2097	- Dawson Green	BWK	18-19	4586	- Ryan Delorme	NNS	07-08-09-10
2062	- Garnett Nelson	YHD	91-92	4566	- Chris Murray	SWC	91-92-93-94
2044	- Cooper Hatfield	KEN	18-19	4522	- Jeremy Dutcawich	NNS/YHD	16-17-17-18
2033	- Sonny Albert	NNS	05-06	4508	- Brian Archibald	SWC	09-10-11-12
2021	- Tucker St. John	NNS	21-22	4480	- Justin Holder	BWK	10-11-12-13
2009	- Owen LaRocque	SWC	21-22	4411	- Brock Moroz	PVH	17-18-19-20
1989	- Jase Wareham	YHD	22-23	4292	- Aaron Brunn	PVH	14-15-16-17
1975	- Brett Evans	PKD	14-15	4286	- Yaschyshyn, Bryson	PVH	21-22-23-24
1966	- Nathan Pitt	PVH	90-91	4174	- Mathew Benson	KEN	08-09-10-11
1951	- Brett Friesen	YHD	13-14	4118	- Danton Belluk	EMS	16-17-18-19
1939	- Aaron Brunn	PVH	16-17	4056	- Brett Willows	YHD	05-06-07-08
1938	- Preston Kaludjak	NNS	23-24	4054	- Randy Cooke	SWC	16-17-18-19
1923	- Will Flett	INT	97-98	4053	- Kelsey Plett	INT	98-99-00-01
1901	- Nigel Nolan	SWC	04-05	4048	- Carey Dyck	PVH	05-06-07-08
1890	- Ryan Delorme	NNS	09-10	4005	- Cory Nygaard	NNS/WLD	08-09-10-11
1881	- Keatonk Ziprick	PKD	19-20	3877	- Brendin Melsted	NNS	16-17-18-19
1876	- Tyson Gregory	BWK	19-20	3832	- Tyler Oswald	PVH	08-09-10-11
1870	- Trevor Anderson	PKD	92-93	3826	- Davy Fisher	KEN	09-10-11-12
1865	- Jason Carey	HKS	89-90	3813	- Tyler Gutenberg	BWK	11-12-13-14
1854	- Justin Paulic	NNS	11-12	3805	- Riley Sveistrup	CPC	15-16-17-18
1853	- Charlie Pogue	WLD	08-09	3776	- Jeff Horner	YHD	94-95-96-97
1846	- Riley Buhay	INT	17-18	3692	- Nathan Falloon	YHD	17-18-19-20
1838	- Bryan Tait	CPC	09-10	3691	- Nathan Pitt	PVH	89-90-91-92
1834	- Aaron Vallance	NNS	12-13	3639	- David Novak	KEN	04-05-06-07
1827	- Mathew Wozney	YHD	10-11	3626	- Calvin Bugvik	EMS	96-97-98-99
1824	- Blaine Neufeld	PVH	03-04	3492	- Jase Wareham	YHD	20-21-22-23
1811	- Riley Lamb	YHD	15-16	3446	- Zach Grouette	PKD	16-17-18-19
1804	- Matt Kohlman	PKD	12-13	3420	- Nigel Nolin	SWC	04-05-05-06
1800	- Brock Aiken	KEN	15-16		- Bo Storozuk	PKD	00-01-02-03
	- Christopher Fines	INT	19-20	3380	- Rhett Boschman	CPC	17-18-19-20
1793	- Andy McQuaker	KEN	93-94	3345	- Rejean Legace	PVH	94-95-96-97
1790	- Zach Grouette	PKD	18-19	3336	- Riley Lamb	YHD	13-14-15-16
1789	- Allan Kohli	NNS	16-17	3292	- Vincent Owen	NNS	91-92-93-94
1782	- Travis Klassen	PVH	14-15	3291	- Riley Buhay	INT	15-16-17-18
1778	- Francois Gagnon	EMS	22-23	3282	- Keaton Ziprick	PKD	19-19-20-21
1773	- Ciaran McVicker	CPC	19-20	3272	- Monty Kirkwood	CPC	06-07-08-09
1765	- Kyle Winters	SWC	06-07	3237	- Sonny Albert	NNS	04-05-05-06
1760	- Chase Glover	PKD	23-24	3213	- Chris Fines	INT	17-18-19-20
1757	- Mark Hume	SWC	95-96	3210	- Brett Evans	PKD	13-14-14-15
1751	- Justin Burke	BWK	89-90	3184	- Mario Petit	EMS	12-13-13-14
1749	- Chris Murray	SWC	93-94	3183	- Kyle Winters	SWC	04-05-06-07
1741	- Luke Penner	NNS	13-14	3175	- Jayson Argue	PKD	08-09-09-10
	- Nikulas Jerris	BRN	19-20	3157	- Carson Cherepak	WLD	18-19-19-20
1740	- Lanny Ramage	PVH	98-99	3149	- Bobby Derksen	PVH/INT	03-04-05-06
1739	- Mike Zastre	KEN	99-00	3116	- Nikulas Jerris	BRN	18-19-19-20
				3107	- Myers, Alex	INT	21-22-23-24

GOALTENDERS SHUTOUTS

SINGLE SEASON				CAREER			
SO	Player	Team	Year	SO	Player	Team	Years
8	- Brett Martyniuk	THS	07-08	10	- Cory Nygaard	NNS/WLD	08-09-10-11
7	- Spencer Tremblay	WLD	10-11		- Carson Cherepak	WLD	18-19-19-20
	- Troy Matryniuk	THS	12-13	9	- Mitchel Adamyk	WLD	14-15-15-16
	- Tyler Brown	WLD	13-14		- Brian Archibald	SWC	09-10-11-12
	- Evan Johnson	WLD	13-14		- Troy Martyniuk	THS	12-13-13-14
	- Mitchel Adamyk	WLD	14-15		- Gage Murray	SWC	09-10-11-12
	- Kyle Birch	WLD	06-07	8	- Brett Martniuk	THS	07-08
	- Niklas Anderson	WLD	16-17	7	- Tyler Brown	WLD	13-14
	- Carson Cherepak	WLD	19-20		- Kyle Birch	WLD	06-07
6	- Ian Vigier	PVH	99-00		- Carey Dyck	PVH	05-06-07-08
	- Alex Henry	THS	10-11		- Evan Johnson	WLD	11-12-13-14
	- Cory Nygaard	WLD	10-11		- Tyler Oswald	PVH	08-09-10-11
	- Shawn Gerbinski	THS	11-12		- Kale Robterson	PVH/CPC	07-08-08-09
	- Ryan Kubic	THS	13-14		- Spencer Trembley	WLD	10-11
5	- Marc Lesage	PVH	01-02		- Niklas Anderson	WLD	15-16-16-17
	- Joseph Caligiuri	WLD	06-07		- Tresor Wotton	YHD	18-19-20-21
	- Joey Rewucki	THS	07-08	6	- Alex Easton	THS	04-05-06-07
	- Kale Robertson	PVH	07-08		- Shaun Gerbinski	THS	11-12
	- Riley Feser	BWK	09-10		- Alex Henry	THS	09-10
	- Ty Edmonds	WLD	11-12		- Tyler Gutenberg	BWK	11-12-13-14
	- Gage Murray	SWC	11-12		- Ryan Kubic	THS	13-14
	- Tresor Wotton	YHD	18-19		- Gavin McHale	HKS/THS	02-03-03-04
					- Reed Peters	PVH	07-08-09-10
					- Cody Pollon	YHD	03-04-05-06
					- Darcy Stewart	PVH	01-02-02-03
					- Ian Vigier	PVH	99-00
					- Zachary Bennett	THS	15-16-16-17
					- Trent Miner	BWK	16-17-17-18
					- Jeremy Dutcawich	YHD	16-17-17-18
					- Cole Plowman	THS	18-19-19-20
				5	- Kevin Armstrong	WLD	03-04-04-05
					- Troy Barnard	KEN	93-94-96-97
					- Joseph Caligiuri	WLD	05-06
					- Ty Edmonds	WLD	11-12
					- Riley Feser	BWK	08-09-09-10
					- Matthew Krahn	WLD	06-07-07-08
					- Travis Klassen	PVH	13-14-14-15
					- Riley Lamb	YHD	13-14-15-16
					- Marc Lesage	PVH	01-02
					- Dylan Myskiw	THS	14-15-15-16
					- Nigel Nolin	SWC	04-05-05-06
					- Josh Petersen	BWK	14-15-15-16
					- Joey Rewucki	THS	07-08
					- Kyle Winters	SWC	04-05-06-07
					- Randy Cooke	SWC	16-17-18-19
					- Andrew Ness	WLD	19-20-21-22
					- Yaschyshyn, Bryson	PVH	21-22-23-24

GOALTENDERS AVERAGE

SINGLE SEASON

Avg	Player	Team	Year
<i>Minimum 840 minutes</i>			
0.96	- Brett Martyniuk	THS	07-08
1.18	- Joey Rewucki	THS	07-08
1.22	- Mitchel Adamyk	WLD	14-15
1.29	- Niklas Anderson	WLD	16-17
1.32	- Evan Johnson	WLD	13-14
1.36	- Troy Martyniuk	THS	12-13
1.40	- Spencer Tremblay	WLD	10-11
	- Ryan Kubic	THS	13-14
	- Carson Cherepak	WLD	10-20
1.43	- Gage Murray	SWC	11-12
1.45	- Shawn Gerbinski	THS	11-12
1.49	- Tyler Brown	WLD	13-14
1.55	- Matt Radomsky	WLD	15-16
1.60	- Carson Cherepak	WLD	18-19
1.64	- Gavis McHale	THS	03-04
	- Trent Minor	BWK	17-18
1.69	- Evan Johnson	WLD	12-13
1.70	- Brian Archibald	SWC	09-10
1.73	- Matthew Michta	BWK	23-24
1.78	- Ty Edmonds	WLD	11-12
1.79	- Alex Moodie	WLD	11-12
1.81	- Riley Feser	BWK	09-10
1.82	- Riley Lamb	YHD	15-16
1.83	- Reid Stallard	BWK	13-14
1.86	- Kyle Birch	WLD	06-07
1.87	- David Aime	THS	05-06
1.88	- Teagan Sacher	THS	10-11
1.90	- Alex Henry	THS	10-11
1.91	- Ian Vigier	PVH	99-00
	- Calvin Pickard	WLD	07-08
1.93	- Gage Murray	SWC	10-11
	- Cory Nygaard	WLD	10-11
1.94	- Tyler Oswald	PVH	08-09
	- KC Couckuyt	BWK	22-23
1.96	- Reed Peters	PVH	09-10
1.97	- Lanny Ramage	PVH	98-99
	- Brian Archibald	SWC	11-12
1.98	- Tyler Gutenberg	BWK	12-13
1.99	- Brent Krahn	PVH	97-98
	- Nathan Ramage	PVH	97-98
	- Landon Poiron	EMS	15-16
	- Bruke Hood	BWK	23-24
2.01	- Kevin Kauk	BWK	02-03
	- Mitchel Adamyk	WLD	15-16

CAREER

Avg	Player	Team	Years
<i>Minimum 1260 minutes</i>			
1.29	- Niklas Anderson	WLD	15-16–16-17
1.40	- Ryan Kubic	THS	13-14
	- Spencer Tremblay	WLD	10-11
1.45	- Shaun Gerbinski	THS	11-12
1.49	- Tyler Brown	WLD	13-14
1.50	- Carson Cherepak	WLD	18-19–19-20
1.58	- Evan Johnson	WLD	11-12–13-14
1.64	- Mitchel Adamyk	WLD	14-15–15-16
1.65	- Gage Murray	SWC	09-10–11-12
1.78	- Ty Edmonds	WLD	11-12
1.80	- Troy Martyniuk	THS	12-13–13-14
	- Matthew Michta	BWK	23-24
1.81	- Riley Feser	BWK	08-09–09-10
1.88	- Teagan Sacher	THS	10-11
1.91	- Calvin Pickard	WLD	07-08
	- Ian Vigier	PVH	99-00
1.97	- Lanny Ramage	PVH	98-99
1.99	- Burke Hood	BWK	23-24
2.01	- Brian Archibald	SWC	09-10–11-12
2.03	- Brendan Benoit	EMS	15-16
	- Kadin Kilpatrick	WLD	17-18
2.04	- Joseph Caliguiri	WLD	05-06
2.11	- James Reimer	INT	04-05
2.13	- Brent Krahn	PVH	97-98–98-99
2.16	- Brenden Fiebelkorn	THS	09-10–11-12
2.19	- Caden Wilson	SWC	18-19
2.20	- Trent Miner	BWK	16-17–17-18
	- Brett Murphy	WLD	17-18–18-19
2.25	- Adam Vander Linden	WLD	12-13
	- Andrew Ness	WLD	19-20–21-22
2.26	- Dyck, Reid	PVH	19-20
2.27	- Alex Easton	THS	04-05–06-07
2.30	- Zachary Bennett	THS	15-16–16-17
2.31	- Tony Vasilarakis	BWK	04-05–06-07
2.34	- Carey Dyck	PVH	05-06–07-08
	- Reed Peters	PVH	07-08–09-10
2.35	- Nathan Ramage	PVH	96-98–97-98
2.37	- Dylan Myskiw	THS	14-15–15-16
2.39	- Brett Gagnon	THS	08-09
2.42	- Jeremy Link	THS	14-15
2.43	- Charlie Pogue	WLD	08-09
	- Cole Plowman	THS	18-19–19-20
	- KC Couckuyt	BWK	21-22 22-23
2.44	- Isaiah Plett	EMS	09-10–10-11
	- Reese Jones	YHD	14-15–16-17
2.45	- Matthew Krahn	WLD	06-07–07-08
	- Duncan McGovern	CPC	15-16
2.46	- Landon Poiron	EMS	14-15–15-16

MANITOBA U18 AAA
HOCKEY LEAGUE
PLAYOFF RECORDS

League statistics prior to the 1992-1993 season are unavailable or incomplete

SKATERS GAMES PLAYED

SINGLE SEASON				CAREER			
GP	Player	Team	Year	GP	Player	Team	Years
14	- Colton Bates	BWK	14-15	30	- Eric Gosselin	EMS	94-95-97-98
	- Braden Compton	BWK	14-15		- Patrick Gosselin	EMS	93-94-96-97
	- Hunter Goodon	BWK	14-15		- Brett Pinkerton	PVH	07-08-09-10
	- Connor Gutenberg	BWK	14-15	29	- Colton Bates	BWK	12-13-14-15
	- Ty Dornn	BWK	14-15		- Hudson Morrison	SWC	09-10-11-12
	- Robert Hechler	BWK	14-15		- Lucas Oliver	SWC	09-10-11-12
	- Sam Huston	BWK	14-15		- Sutton Olson	SWC	09-10-11-12
	- Jesse Lawrence	BWK	14-15		- Dustan Rogers	SWC	96-97-98-99
	- Mitch Lyall	BWK	14-15		- Rennen Rommeleare	SWC	96-97-98-99
	- Rick Nicholson	BWK	14-15		- Cameron Rowat	SWC	09-10-11-12
	- Chipper Osiname	BWK	14-15	28	- Braeden Binda	EMS	13-14-15-16
	- Jordan McCausland	BWK	14-15		- Owen Wallace	BWK	21-22-23-24
	- Jordon Robertson	BWK	14-15	27	- Cole Brunet	PVH	06-07-08-09
	- Brad Schoonbaert	BWK	14-15		- Tyler Dittmer	BWK	02-03-04-05
13	- 16 Pembina Valley Hawks		09-10		- Kyle Jeffrey	THS	03-04-05-06
	- 13 Pembina Valley Hawks		00-01		- Mitchell O'Brien	PVH	06-07-08-09
	- 12 Eastman Selects		09-10		- Colin Cook	BWK	16-17-18-19
	- 11 Winnipeg Warriors		00-01		- Tanner Morrison	BWK	16-17-18-19
	- 6 Brandon Wheat Kings		94-95		- Jackson Orr	BWK	16-17-18-19
					- Jared Twerdoclib	BWK	16-17-18-19
					- Mitch Lyall	SWC/BWK	12-13-14-15
					- Jordan McCausland	SWC/BWK	12-13-14-15
				26	- Daylon Creasy	SWC	10-11-12-13
					- Robert Hechler	BWK	12-13-14-15
					- Carter Suski	SWC	10-11-12-13
					- Curtis Brule	EMS	14-15-16-17
					- Drew Draward	EMS	14-15-16-17
					- Rylan Hoffman	EMS	15-16-17-18
					- Jackson Klewchuk	WLD	17-18-19-20
				25	- Adam Courchaine	WAR	99-00-00-01
					- Ryan Dupre	EMS	94-95-96-97
					- Matthew Garvey	THS	07-08-09-10
					- David Heath	SWC	09-10-11-12
					- Brock Higgins	WAR	99-00-00-01
					- Johnny Lazo	THS	04-05-06-07
					- Nathan Suderman	PVH	06-07-08-09
				24	- Brian Bell	SKS	00-01-01-02
					- Wade Davison	SKS	00-01-01-02
					- Scott Dobie	WAR	99-00-00-01
					- Kyle Dyck	EMS	02-03-04-05
					- Justin Edwards	SKS	00-01-01-02
					- Kirk Graham	BWK	02-03-04-05
					- Dallas Holenski	PVH	08-09-10-11
					- Brian Lodewycks	EMS	02-03-04-05
					- Paul Remillard	PVH	09-10-11-12
					- Scott Wilkinson	SKS	00-01-01-02
					- Ben Williams	SWC	09-10-11-12
					- Derek Wood	PVH	12-13-14-15
					- Brett Namaka	WLD	14-15-16-17

SKATERS GOALS

SINGLE SEASON				CAREER			
G	Player	Team	Year	G	Player	Team	Years
25	- Adam Courchaine	WAR	00-01	34	- Adam Courchaine	WAR	99-00-00-01
18	- Troy Stewart	YHD	95-96	20	- Tyler Dittmer	BWK	02-03-04-05
17	- Blake Sheane	YHD	93-94		- Troy Stewart	YHD	94-95-95-96
	- Colin LaFreniere	EMS	01-02	18	- Colin LaFreniere	EMS	00-01-01-02
15	- Justin Tetrault	EMS	99-00	17	- Patrick Gosselin	EMS	93-94-96-97
14	- Ryan Robson	PKD	94-95		- Aaron Lewadniuk	PVH	04-05-05-06
	- Nigel Dawes	WAR	00-01		- Blake Sheane	YHD	93-94
13	- Jaye Judd	BWK	00-01		- Kelly Zajac	THS	04-05-05-06
	- Nathan Green	WLD	05-06	16	- Clifford Duchesne	NNS	94-95-95-96
	- Mason Wilgosh	THS	06-07		- Justin Tetrault	EMS	98-99-99-00
	- Johnny Lazo	THS	06-07		- Chad Wrixon	PVH	99-00-00-01
12	- Tyler Dittmer	BWK	03-04	15	- Nigel Dawes	WAR	99-00-00-01
	- Jaxon Jacobson	BWK	23-24		- Johnny Lazo	THS	04-05-06-07
11	- Clifford Duchesne	NNS	95-96		- Cameron Rowat	SWC	09-10-11-12
	- Patrick Gosselin	EMS	96-97		- Jaxon Jacobson	BWK	22-23-23-24
	- Dustin Boyd	HKS	01-02	14	- Ryan Dupre	EMS	94-95-96-97
	- Mark Magnowski	SKS	02-03		- Ty Lewis	BWK	13-14-14-15
	- Kelly Zajac	THS	05-06		- Lucas Oliver	SWC	09-10-11-12
	- Brett Pinkerton	PVH	09-10		- Ryan Robson	PKD	94-95
	- Logan Belton	WLD	21-22	13	- Colton Bates	BWK	12-13-14-15
10	- Les Reagh	PKD	94-95		- Frankie Dicks	NNS	99-00-01-02
	- Daryl Stockholm	BWK	94-95		- Nathan Green	WLD	05-06
	- Jeff Temple	BWK	94-95		- Jaye Judd	BWK	99-00-00-01
	- Frankie Dicks	NNS	00-01		- Hudson Morrison	SWC	09-10-11-12
	- Tyler Perkins	SKS	00-01		- Mason Wilgosh	THS	06-07
	- Chad Wrixon	PVH	00-01		- Jeremy Wray	PVH	97-98-98-99
	- Joe Barnes	SKS	01-02		- Kyle Bettens	WLD	16-17-17-18
	- Brock Trotter	BWK	02-03	12	- Justin Edwards	SKS	00-01-01-02
	- Zach Franko	WLD	08-09		- Eric Gosselin	EMS	94-95-97-98
	- Brandan O'Donnell	WLD	08-09		- Chris Kavanagh	HKS	92-93-93-94
	- Colton Bates	BWK	14-15		- Kelly Slimmon	YHD	94-95-95-96
					- David Scully	NNS	94-95-95-96
					- Shane Wiebe	BWK	05-06-06-07
					- Lynden McCallum	BWK	15-16-17-18
					- Mark Magnowski	WAR/SKS	01-02-02-03

SKATERS ASSISTS

SINGLE SEASON				CAREER			
A	Player	Team	Year	A	Player	Team	Years
22	- Kelly Smart	YHD	93-94	31	- Jay Fehr	PVH	04-05-05-06
18	- Bobby Andrews	YHD	95-96	22	- Kelly Smart	YHD	92-93-93-94
	- Jonathon Lawrence	EMS	01-02	21	- Bobby Andrews	YHD	93-94-95-96
	- Michael Rey	THS	06-07		- Jonathan Lawrence	EMS	01-02-02-03
17	- Eric Hunter	EMS	01-02	20	- Matthew Calvert	BWK	04-05-06-07
16	- Troy Stewart	YHD	95-96		- Serge Chartier	YHD	93-94-94-95
	- Bryan Kauk	BWK	03-04		- Nolan Ritchie	BWK	17-18-18-19
	- Jay Fehr	PVH	05-06	19	- Clifford Duchesne	NNS	94-95-95-96
15	- Jamison Orr	HKS	01-02		- Justin Edwards	SKS	00-01-01-02
	- Jay Fehr	PVH	04-05		- Kyle Jeffrey	THS	03-04-05-06
	- Colt Conrad	PVH	12-13		- Aaron Lewadniuk	PVH	04-05-05-06
14	- Kyle Harden	WAR	00-01	18	- Jesse Bernard	SWC	09-10-10-11
	- Cliff Ketchen	WAR	00-01		- Zach Court	WLD	12-13-13-14
	- Robin Allison	HKS	01-02		- Ryan Dupre	EMS	94-95-96-97
	- Nicholas Lubinov	EMS	01-02		- Brock Higgins	WAR	99-00-00-01
	- Brendan Young	SKS	02-03		- Hudson Morrison	SWC	09-10-11-12
	- Colan Jackson	THS	06-07		- Michael Rey	THS	06-07
	- Zach Court	WLD	13-14		- Rylan Thiessen	BWK	17-18-18-19
	- Brady Pouteau	PVH	14-15	17	- Eric Hunter	EMS	00-01-01-02
	- Kayle Tosh	EMS	15-16		- Chris Kavanagh	HKS	92-93-93-94
	- Rylan Thiessen	BWK	18-19		- Robby Lazo	THS	07-08-08-09
	- Hayden Moore	BRN	22-23		- Troy Stewart	YHD	94-95-95-96
13	- Serge Chartier	YHD	93-94		- Justin Tetrault	EMS	98-99-99-00
	- Ted Wood	YHD	93-94		- Kayle Tosh	EMS	14-15-15-16
	- Les Reagh	PKD	94-95		- Kyle Bettens	WLD	16-17-17-18
	- Christian Chartier	YHD	95-96		- Aiden Wuerfel	WLD	21-22-22-23
	- Clifford Duchesne	NNS	95-96	16	- Tyler Dittmer	BWK	02-03-04-05
	- Chris Falloon	SWC	98-99		- Bryan Kauk	BWK	03-04
	- Todd Davison	SKS	01-02		- Nicholas Lubinov	EMS	00-01-01-02
	- Nathan Green	WLD	05-06		- Ryden Marko	HKS	92-93-93-94
	- Kelly Zajac	THS	05-06		- Cameron Rowat	SWC	09-10-11-12
	- Cedric Chenier	WLD	16-17		- Brad Schoonbaert	BWK	13-14-14-15
	- Braden Keeble	BWK	21-22		- Tyler Stinton	BWK	00-01-01-02
12	- Laird Laluk	BWK	94-95		- Jaxon Jacobson	BWK	22-23-23-24
	- Ryan Dupre	EMS	96-97				
	- Chris Taylor	MON	96-97				
	- Jesse Moe	WAR	00-01				
	- Derek LeBlanc	BWK	02-03				
	- Adam Hughesman	THS	06-07				
	- Luke Paulsen	WLD	08-09				
	- Michael St. Croix	WLD	08-09				
	- Ty Enns	PVH	14-15				
	- Brad Schoonbaert	BWK	14-15				
	- Nolan Ritchie	BWK	18-19				
	- Kaden Bryant	WLD	18-19				
	- Noah Dziver	WLD	21-22				

SKATERS POINTS

SINGLE SEASON				CAREER			
Pts	Player	Team	Year	Pts	Player	Team	Years
34	- Troy Stewart	YHD	95-96	42	- Adam Courchaine	WAR	99-00-00-01
29	- Adam Courchaine	WAR	00-01	39	- Jay Fehr	PVH	04-05-05-06
28	- Colin LaFreniere	EMS	01-02	37	- Troy Stewart	YHD	94-95-95-96
27	- Kelly Smart	YHD	93-94	36	- Tyler Dittmer	BWK	02-03-04-05
26	- Justin Tetrault	EMS	99-00		- Aaron Lewadniuk	PVH	04-05-05-06
	- Nathan Green	WLD	05-06	35	- Clifford Duchesne	NNS	94-95-95-96
25	- Ryan Robson	PKD	94-95	33	- Justin Tetrault	EMS	98-99-99-00
	- Nigel Dawes	WAR	00-01	32	- Ryan Dupre	EMS	94-95-96-97
	- Eric Hunter	EMS	01-02	31	- Justin Edwards	SKS	00-01-01-02
	- Bryan Kauk	BWK	03-04		- Colin LaFreniere	EMS	00-01-01-02
24	- Clifford Duchesne	NNS	95-96		- Hudson Morrison	SWC	09-10-11-12
	- Kelly Zajac	THS	05-06		- Cameron Rowat	SWC	09-10-11-12
23	- Les Reagh	PKD	94-95		- Kelly Zajac	THS	04-05-05-06
	- Bobby Andrews	YHD	95-96		- Jaxon Jacobson	BWK	22-23-23-24
	- Robin Allison	HKS	01-02	30	- Serge Chartier	YHD	93-94-94-95
	- Jaxon Jacobson	BWK	23-24		- Kyle Bettens	WLD	16-17-17-18
22	- Cliff Ketchen	WAR	00-01		- Nolan Ritchie	BWK	17-18-18-19
	- Dustin Boyd	HKS	01-02	29	- Chris Kavanagh	HKS	92-93-93-94
	- Todd Davison	SKS	01-02		- Jonathan Lawrence	EMS	01-02-02-03
	- Jonathan Lawrence	EMS	01-02	28	- Lucas Oliver	SWC	09-10-11-12
	- Brendan Young	SKS	02-03	27	- Patrick Gosselin	EMS	93-94-96-97
	- Tyler Dittmer	BWK	03-04		- Kelly Smart	YHD	92-93-93-94
	- Colan Jackson	THS	06-07		- Lynden McCallum	BWK	15-16-17-18
	- Colt Conrad	PVH	12-13	26	- Bobby Andrews	YHD	93-94-95-96
	- Hayden Moore	BRN	22-23		- Nigel Dawes	WAR	99-00-00-01
21	- Blake Sheane	YHD	93-94		- Nathan Green	WLD	05-06
	- Michael Rey	THS	06-07		- Johnny Lazo	THS	04-05-06-07
	- Nolan Ritchie	BWK	18-19		- Robby Lazo	THS	07-08-08-09
20	- Ted Wood	YHD	93-94		- Ryden Marko	HKS	92-93-93-94
	- Kevin Mryglod	PKD	94-95		- David Scully	NNS	94-95-95-96
	- Jamison Orr	HKS	01-02		- Jeremy Wray	PVH	97-98-98-99
	- Mark Magnowski	SKS	02-03		- Ben Coppinger	WLD	15-16-16-17
	- Jay Fehr	PVH	05-06	25	- Jesse Bernard	SWC	09-10-10-11
	- Johnny Lazo	THS	06-07		- Matthew Calvert	BWK	04-05-06-07
	- Brendan O'Donnell	WLD	08-09		- Robert Hechler	BWK	12-13-14-15
	- Michael St. Croix	WLD	08-09		- Eric Hunter	EMS	00-01-01-02
	- Logan Belton	WLD	21-22		- Bryan Kauk	BWK	03-04
	- Noah Dziver	WLD	21-22		- Ty Lewis	BWK	13-14-14-15
	- Brady Turko	BWK	23-24		- Colin McRae	PVH	97-98-98-99
19	- Ryan Brunel	YHD	94-95		- Kevin Mryglod	PKD	94-95-95-96
	- Ryan Dupre	EMS	96-97		- Ryan Robson	PKD	94-95
	- Jay Fehr	PVH	04-05		- Kaden Bryant	WLD	17-18-18-19
	- Aaron Lewadniuk	PVH	04-05		- Hayden Moore	BRN	21-22-22-23
	- Zach Court	WLD	13-14		- Brady Turko	BWK	22-23-23-24
	- Rylan Thiessen	BWK	18-19				
	- Kaden Bryant	WLD	18-19				
	- Braden Keeble	BWK	21-22				

SKATERS PENALTY MINUTES

SINGLE SEASON				CAREER			
PIM	Player	Team	Year	PIM	Player	Team	Years
92	- Chris Mills	WAR	99-00	112	- Chris Mills	WAR	97-98-99-00
80	- David Brock	MON	95-96	103	- Eric Gosselin	EMS	94-95-97-98
75	- Wes Law	EMS	96-97	97	- Marc Noel	EMS	95-96-97-98
68	- Derek Favell	HKS	98-99	83	- Patrick Gosselin	EMS	93-94-97-98
66	- Sean Eggie	PKD	94-95	82	- Dustin Turner	WAR	98-99-99-00
	- Andrew Cilinsky	HKS	01-02	80	- David Brock	MON	95-96-96-97
	- Jamison Orr	HKS	01-02		- Dustin Hildebrand	BWK	99-00-01-02
64	- Dustin Turner	WAR	99-00	78	- Andre Lavack	EMS	93-94-95-96
	- Dustin Hildebrand	BWK	00-01		- Scott Wilkinson	SKS	00-01-01-02
60	- Jesse Goertzen	PVH	05-06	75	- Wes Law	EMS	96-97
	- Jamie Tomlinson	WLD	05-06	74	- Cameron Chalmers	WLD	03-04-04-05
58	- Bob Lund	YHD	93-94		- Derek Favell	HKS	97-98-98-99
	- Troy Cherwinski	HKS	01-02		- Myles Stevens	NNS	05-06-06-07
56	- Aaron Cochrane	BWK	00-01	72	- Brian Lodewycks	EMS	02-03-04-05
	- Kyle Howarth	HKS	01-02	71	- Phillip Letkeman	PVH	05-06-06-07
54	- Tim Plett	EMS	99-00	70	- Derek Witty	EMS	01-02-02-03
	- Derek LeBlanc	BWK	02-03	68	- Keelan Cook	CPC	03-04-04-05
	- Jessie Zetariuk	BWK	02-03		- Tyler Stinton	BWK	00-01-01-02
53	- Steve Amos	SWC	93-94	66	- Andrew Cilinsky	HKS	01-02
52	- Keith Carson	YHD	93-94		- Sean Eggie	PKD	94-95
	- Eric Gosselin	EMS	96-97		- Jamison Orr	HKS	01-02
51	- Brent Hobday	EMS	95-96	64	- Tim Plett	EMS	99-00-00-01
50	- Kyle Nichols	SKS	01-02		- Travis Young	SWC	98-99-99-00
49	- Kelly Picard	EMS	13-14	62	- Jeff Penner	EMS	02-03-04-05
48	- Colin Funk	EMS	96-97	60	- Jesse Goertzen	PVH	05-06
	- Mike Merner	HKS	98-99		- Mike Merner	HKS	98-99-99-00
	- Tyler Stinton	BWK	00-01		- Jamie Tomlinson	WLD	05-06
	- Scott Wilkinson	SKS	00-01	59	- Brent Hobday	EMS	94-95-95-96
	- Todd Davison	SKS	01-02	58	- Troy Cherwinski	HKS	01-02
	- Tanner Irwin	THS	03-04		- Bob Lund	YHD	92-93-93-94
	- Shaun Dunn	PKD	05-06		- Aaron Cochrane	BWK/CPC	98-99-00-01
	- Thomas Lenchyshyn	EMS	13-14		- Scott Macaulay	WLD	05-06-06-07
47	- Rodney Budgell	NNS	94-95	57	- Darren Kirk	YHD	92-93-93-94
	- Andrew More	WAR	99-00		- Kelby Picard	EMS	13-14-14-15
	- Matt Tkachyk	PVH	99-00	56	- Clinton Baxter	PKD	92-93-94-95
46	- Duane Clarkson	PKD	94-95		- Jason Bohemier	YHD	94-95-96-97
	- Bobby Andrews	YHD	95-96		- Duane Clarkson	PKD	93-94-94-95
	- Alex Lentowich	EMS	99-00		- Troy Ducharme	HKS	92-93-93-94
	- Blake Barkwell	WLD	03-04		- Kyle Howarth	HKS	01-02
	- Myles Stevens	NNS	06-07		- Mitchell O'Brien	PVH	06-07-08-09
45	- Kevin Brown	HKS	94-95		- Jamie Penner	EMS	02-03-04-05
	- Ryan Hack	INT	94-95		- Joel Rempel	EMS	99-00-01-02
	- Cody Vann	THS	05-06		- David Scully	NNS	94-95-95-96
					- Scott Witherspoon	SWC	04-05-06-07
				55	- Keith Glawson	PVH	99-00-00-01
					- Chris Kavanagh	HKS	92-93-93-94
					- Jason Remillard	EMS	95-96-96-97

GOALTENDERS MINUTES PLAYED

SINGLE SEASON				CAREER			
MP	Player	Team	Year	MP	Player	Team	Years
823	- Josh Petersen	BWK	14-15	1514	- Brian Archibald	SWC	09-10-11-12
765	- Justin Carloni	WAR	00-01	1070	- Justin Carloni	WAR	00-01-01-02
743	- Mario Petit	EMS	13-14	1029	- Nathan Ramage	PVH	96-97-98-99
	- Travis Klassen	PVH	14-15	1023	- Justin Holder	BWK	10-11-12-13
725	- Jacob Armstrong	WLD	23-24	1016	- Mitchel Adamyk	WLD	14-15-15-16
715	- Nicolas Rempel	WLD	22-23	1013	- Tyler Oswald	PVH	08-09-10-11
689	- John Floyde	PKD	94-95	1006	- Scott Hellyer	BWK	06-07-07-08
670	- Niklas Andersson	WLD	16-17	949	- Josh Petersen	BWK	14-15-15-16
664	- Mason Lobreau	BWK	21-22	938	- Dawson Green	BWK	17-18-18-19
662	- Krister Toews	EMS	99-00	929	- Mario Petit	EMS	12-13-13-14
661	- Andrew Ness	WLD	21-22	916	- Carey Dyck	PVH	05-06-07-08
658	- Jack Vogt	EMS	94-95	903	- Carson Cherepak	WLD	18-19-19-20
657	- Brian Archibald	SWC	10-11	895	- K.C. Guenter	SWC	97-98-98-99
656	- Scott Hellyer	BWK	06-07	869	- John Floyde	PKD	93-94-94-95
654	- Carey Dyck	PVH	07-08	868	- Troy Martniuk	THS	12-13-13-14
635	- Dawson Green	BWK	18-19	832	- Brett Koscielny	BWK	00-01-01-02
629	- Brett Gagnon	THS	08-09	812	- Chris Brett	HKS	92-93-93-94
624	- Mitchel Adamyk	WLD	15-16	782	- Kevin Armstrong	WLD	03-04-04-05
623	- Troy Martyniuk	THS	12-13	766	- Shawn Daniels	WAR	98-99-99-00
614	- Riley Lamb	YHD	15-16	746	- Brendan Edie	EMS	09-10-10-11
610	- Mike Nichol	BWK	02-03	740	- Gavin McHale	HKS/THS	02-03-03-04
603	- Carson Cherepak	WLD	18-19	745	- Danton Belluk	EMS	16-17-18-19
586	- Brendan Edie	EMS	09-10	743	- Travis Klassen	PVH	14-15
585	- Kevin Armstrong	WLD	04-05	729	- Evan Johnson	WLD	12-13-13-14
580	- Evan Johnson	WLD	12-13	667	- Brett Willows	YHD	06-07-07-08
579	- Jayms Lyon	PVH	05-06	665	- Dimitri Fortin	BRN	21-22-22-23
572	- Brett Koscielny	BWK	00-01	727	- Krister Toews	EMS	98-99-99-00
568	- Reese Jones	YHD	16-17	718	- Jack Vogt	EMS	93-94-94-95
550	- Taye Timmerman	THS	23-24	715	- Nicolas Rempel	WLD	21-22-22-23
549	- Nathan Ramage	PVH	97-98	670	- Niklas Anderson	WLD	16-17
546	- Reed Peters	PVH	09-10	640	- Rejean Lagace	PVH	95-96-96-97
542	- Dimitri Fortin	BRN	22-23	629	- Brett Gagnon	THS	08-09
540	- Brian Archibald	SWC	11-12	621	- Calvin Bugyik	EMS	96-97-98-99
537	- Tyler Brown	WLD	13-14	616	- Jerrod Auger	YHD	02-03-03-04
535	- K.C. Guenter	SWC	98-99	614	- Riley Lamb	YHD	15-16
534	- Bobby Derksen	PVH	04-05	610	- Mike Nichol	BWK	02-03
528	- Ian Vigier	PVH	99-00		- Brett Timmeman	SWC	07-08-08-09
520	- David Aime	THS	05-06	593	- Stefan Drew	EMS	01-02-02-03
514	- Ben McLeod	SKS	02-03	588	- Tyler Gutenberg,	BWK	11-12-13-14
509	- Teagan Sacher	THS	10-11	584	- Zac Robidoux	PVH	11-12-12-13
508	- Brant Hilton	WAR	02-03	583	- Ryan Delorme	NNS	07-08-08-09
503	- Trevor Anderson	PKD	92-93	579	- Jayms Lyon	PVH	05-06
501	- Matt Neufeld	EMS	01-02	578	- Troy Barnard	KEN	95-96-96-97
500	- Duane Hoey	KEN	92-93	570	- Matt Neufeld	EMS	00-01-01-02
496	- Joel Germain	NNS	00-01	568	- Reese Jones	YHD	16-17
490	- Chris Brett	HKS	93-94	567	- Landon Poiron	EMS	14-15-15-16
	- Devin Warenko	PVH	00-01	557	- Nathan Falloon	YHD	18-19-19-20
487	- Bryson Yaschyshyn	PVH	23-24	555	- Nigel Nolin	SWC	04-05-05-06
				540	- Cory Nygaard	NNS/WLD	08-09-10-11

GOALTENDERS SHUTOUTS

SINGLE SEASON				CAREER			
SO	Player	Team	Year	SO	Player	Team	Years
3	- Rejean Lagace	PVH	96-97	4	- Brian Archibald	SWC	09-10-11-12
	- Brian Archibald	SWC	10-11	3	- Mitchel Adamyk	WLD	14-15-15-16
2	- Mark Friesen	PVH	06-07		- Scott Hellyer	BWK	06-07-07-08
	- Scott Hellyer	BWK	06-07		- Rejean Lagace	PVH	95-96-96-97
	- Teagan Sacher	THS	10-11	2	- Brent Batten	SWC	98-99-99-00
	- Evan Johnson	WLD	12-13		- Brendan Benoit	EMS	15-16
	- Mitchel Adamyk	WLD	14-15		- Brendan Edie	EMS	09-10-10-11
	- Brendan Benoit	EMS	15-16		- Mark Friesen	PVH	06-07
	- Carson Cherepak	WLD	18-19		- Justin Holder	BWK	10-11-12-13
	- Mason Lebreau	BWK	21-22		- Evan Johnson	WLD	12-13-13-14
	- Dimitri Fortin	BRN	22-23		- Teagan Sacher	THS	10-11
					- Carson Cherepak	WLD	18-19-19-20
					- Dimitri Fortin	BRN	21-22-22-23
					- Mason Lobreau	BWK	21-22
					- Trent Miner	BWK	16-17

GOALTENDERS AVERAGE

SINGLE SEASON				CAREER			
Avg	Player	Team	Year	Avg	Player	Team	Years
<i>Minimum 120 minutes</i>				<i>Minimum 240 minutes</i>			
1.00	- Rejean Lagace	PVH	96-97	1.04	- Ty Edmonds	WLD	11-12
	- Brent Krahn	PVH	97-98	1.40	- Burke Hood	BWK	23-24
1.04	- Ty Edmonds	WLD	11-12	1.51	- Kyle Winter	SWC	05-06-06-07
1.26	- Kyle Winter	SWC	06-07	1.60	- Brett Martyniuk	THS	07-08
1.33	- Reid Dyck	PVH	19-20	1.68	- Tyler Brown	WLD	13-14
1.39	- Burke Hood	BWK	23-24	1.75	- Matthew Michta	BWK	23-24
1.49	- Carey Dyck	PVH	06-07	1.77	- Brendan Edie	EMS	09-10-10-11
1.50	- Scott Mollison	HKS	02-03	1.79	- Brett Evans	PKD	14-15
	- Ryan Delorme	NNS	07-08		- Niklas Anderson	WLD	16-17
1.60	- Brett Martyniuk	THS	07-08	1.84	- Brendan Benoit	EMS	15-16
1.61	- Scott Parsons	KEN	12-13	1.89	- Teagan Sacher	THS	10-11
1.64	- Brendan Edie	EMS	09-10	1.90	- Krister Toews	EMS	98-99-99-00
1.68	- Tyler Brown	WLD	13-14	2.01	- Mitchel Adamyk	WLD	14-15-15-16
1.70	- Shastin Nepinak	CPC	00-01	2.02	- Spencer Tremblay	WLD	10-11
1.75	- Matthew Michta	BWK	23-24	2.07	- Alex Moodie	WLD	11-12
1.79	- Brett Evans	PKD	14-15	2.10	- Keegan Watkins-McIntyre	BWK	17-18
	- Niklas Anderson	WLD	16-17	2.12	- Brenden Fiebelkorn	THS	11-12
1.83	- Mitchel Adamyk	WLD	15-16	2.16	- Duncan McGovern	CPC	15-16
1.84	- Troy Chandler	SWC	09-10	2.17	- Brent Krahn	PVH	97-98-98-99
	- Brendan Benoit	EMS	15-16	2.18	- Noah Morin	EMS	16-17
1.86	- Evan Johnson	WLD	12-13	2.19	- Carson Cherepak	WLD	18-19-19-20
1.88	- Brock Moroz	PVH	19-20	2.22	- Evan Johnson	WLD	12-13-13-14
1.89	- Teagan Sacher	THS	10-11		- Kolby Thornton	BRN	17-18
1.90	- Krister Toews	EMS	99-00	2.23	- Miles Miner	WLD	17-18
1.91	- Jason Argue	PKD	09-10	2.24	- Kurt Jory	BWK	03-04
2.00	- Patrick Bruce	EMS	05-06	2.27	- Nicolas Rempel	WLD	21-22-22-23
	- Cory Nygaard	WLD	09-10	2.32	- Jacob Armstrong	WLD	22-23-23-24
2.00	- Carson Cherepak	WLD	19-20	2.34	- Tim Boron	SKS	99-00
2.02	- Spencer Tremblay	WLD	10-11		- Charlie Pogue	WLD	08-09
2.03	- Alex Henry	THS	10-11	2.36	- Brant Hilton	WAR	02-03
2.04	- Ben McLeod	THS	03-04		- Devin Peters	THS	06-07
2.07	- Alex Moodie	WLD	11-12	2.42	- Riley Chambers	HKS	96-97
2.12	- Brenden Fiebelkorn	THS	11-12		- Reed Peters	PVH	09-10
2.16	- Duncan McGovern	CPC	15-16		- Isaiah Plett	EMS	09-10-10-11
2.18	- Noah Morin	EMS	16-17	2.44	- Dimitri Fortin	BRN	21-22-22-23
2.19	- Nathan Ramage	PVH	97-98		- Cory Nygaard	WLD	09-10-10-11
	- Brian Archibald	SWC	10-11	2.46	- Alex Myers	INT	23-24
	- Micky Gross	SWC	23-24	2.47	- Justin Perreault	BRN	22-23-23-24
2.20	- Marc Lesage	PVH	01-02	2.48	- Brett Gagnon	THS	08-09
2.21	- Tom Pescielli	CPC	07-08	2.49	- Carey Dyck	PVH	05-06-07-08
2.22	- Dimitri Fortin	BRN	22-23		- Landon Kroeker	CPC	02-03-03-04
2.24	- Kurt Jory	BWK	03-04	2.51	- Nathan Ramage	PVH	96-97-98-99
2.25	- Mike Asmus	SWC	02-03	2.53	- Rejean Lagace	PVH	95-96-96-97
	- Joey Rewucki	THS	07-08		- KC Couckuyt	BWK	22-23
	- Brendan Edie	EMS	10-11	2.54	- Riley Lamb	YHD	15-16
2.26	- Mario Petit	EMS	12-13		- Landon Poiron	EMS	14-15-15-16
2.27	- Nicolas Rempel	WLD	22-23	2.56	- Dawson Green	BWK	17-18-18-19
2.29	- Isaiah Plett	EMS	09-10	2.57	- Eric Pateman	YHD	93-94
2.30	- Mitchel Adamyk	WLD	14-15	2.58	- Ben McLeod	THS	02-03-03-04

MANITOBA U18 AAA HOCKEY LEAGUE REGULAR SEASON CHAMPIONS

1985-1986	Winnipeg Saints Pembina Valley Hawks
1986-1987	Winnipeg Saints Brandon Wheat Kings
1987-1988	Winnipeg Saints Southwest Cougars
1988-1989	Yellowhead Chiefs
1989-1990	Winnipeg Mavericks
1990-1991	Brandon Wheat Kings
1991-1992	Brandon Wheat Kings
1992-1993	Winnipeg Hawks
1993-1994	Winnipeg Hawks
1994-1995	Brandon Wheat Kings
1995-1996	Norman Northstars
1996-1997	Winnipeg Monarchs
1997-1998	Pembina Valley Hawks
1998-1999	Pembina Valley Hawks
1999-2000	Winnipeg Sharks
2000-2001	Winnipeg Warriors
2001-2002	Yellowhead Chiefs
2002-2003	Brandon Wheat Kings
2003-2004	Brandon Wheat Kings
2004-2005	Winnipeg Wild
2005-2006	Winnipeg Thrashers
2006-2007	Winnipeg Thrashers
2007-2008	Winnipeg Thrashers
2008-2009	Winnipeg Wild
2009-2010	Winnipeg Wild
2010-2011	Winnipeg Thrashers
2011-2012	Winnipeg Wild
2012-2013	Winnipeg Wild
2013-2014	Brandon Wheat Kings
2014-2015	Winnipeg Wild
2015-2016	Eastman Selects
2016-2017	Winnipeg Wild
2017-2018	Winnipeg Wild
2018-2019	Winnipeg Wild
2019-2020	Winnipeg Wild
2020-2021	Season cancelled (COVID-19 pandemic)
2021-2022	Brandon Wheat Kings
2022-2023	Brandon Wheat Kings
2023-2024	Brandon Wheat Kings

MANITOBA U18 AAA HOCKEY LEAGUE PRESIDENT'S TROPHY WINNERS

	CHAMPION	FINALIST		CHAMPION	FINALIST
1973-1974	St. James Canadians		2019-2020	Season cancelled (COVID-19 pandemic)	
1974-1975	Ft Garry-Ft Rouge Twins		2020-2021	Season cancelled (COVID-19 pandemic)	
1975-1976	River East		2021-2022	Winnipeg Wild	Brandon Wheat Kings
1976-1977	Winnipeg Monarchs		2022-2023	Winnipeg Wild	Winnipeg Bruins
1977-1978	M.N.S. Stars		2023-2024	Brandon Wheat Kings	Winnipeg Wild
1978-1979	St. James Canadians				
1979-1980	Brandon UCT				
1980-1981	M.N.S. Stars				
1981-1982	St. Boniface Saints				
1982-1983	Winnipeg South Monarchs				
1983-1984	Winnipeg Stars				
1984-1985	Winnipeg Stars	Pembina Valley Hawks			
1985-1986	Winnipeg Saints	Pembina Valley Hawks			
1986-1987	Winnipeg Saints	Southwest Cougars			
1987-1988	Winnipeg Saints	Southwest Cougars			
1988-1989	Eastman Selects	Yellowhead Chiefs			
1989-1990	Winnipeg Mavericks	Brandon Wheat Kings			
1990-1991	Winnipeg Hawks	Norman Northstars			
1991-1992	Winnipeg Hawks	Brandon Wheat Kings			
1992-1993	Kenora Boise	Winnipeg Hawks			
1993-1994	Yellowhead Chiefs	Winnipeg Hawks			
1994-1995	Brandon Wheat Kings	Parkland Rangers			
1995-1996	Norman Northstars	Yellowhead Chiefs			
1996-1997	Pembina Valley Hawks	Eastman Selects			
1997-1998	Southwest Cougars	Pembina Valley Hawks			
1998-1999	Southwest Cougars	Pembina Valley Hawks			
1999-2000	Eastman Selects	Winnipeg Warriors			
2000-2001	Winnipeg Warriors	Pembina Valley Hawks			
2001-2002	Eastman Selects	Winnipeg Sharks			
2002-2003	Brandon Wheat Kings	Winnipeg Sharks			
2003-2004	Brandon Wheat Kings	Winnipeg Thrashers			
2004-2005	Winnipeg Wild	Pembina Valley Hawks			
2005-2006	Winnipeg Thrashers	Pembina Valley Hawks			
2006-2007	Brandon Wheat Kings	Winnipeg Thrashers			
2007-2008	Winnipeg Thrashers	Pembina Valley Hawks			
2008-2009	Winnipeg Wild	Winnipeg Thrashers			
2009-2010	Pembina Valley Hawks	Eastman Selects			
2010-2011	Winnipeg Thrashers	Southwest Cougars			
2011-2012	Winnipeg Wild	Southwest Cougars			
2012-2013	Winnipeg Wild	Winnipeg Thrashers			
2013-2014	Winnipeg Wild	Eastman Selects			
2014-2015	Pembina Valley Hawks	Brandon Wheat Kings			
2015-2016	Winnipeg Wild	Eastman Selects			
2016-2017	Winnipeg Wild	Yellowhead Chiefs			
2017-2018	Winnipeg Wild	Brandon Wheat Kings			
2018-2019	Brandon Wheat Kings	Winnipeg Wild			

U18 AAA HOCKEY

WESTERN REGIONAL CHAMPIONSHIPS

	CHAMPION	FINALIST	LOCATION
1983-1984	Notre Dame Hounds	Winnipeg MNS Stars	Moose Jaw, Sk.
1984-1985	Thunder Bay Comets		
1985-1986	Notre Dame Hounds		
1986-1987	Notre Dame Hounds		
1987-1988	Regina Pat Canadians	Winnipeg Saints	Deloraine, Mb.
1988-1989	Regina Pat Canadians		
1989-1990	Notre Dame Hounds		Prince Albert, Sk.
1990-1991	Winnipeg Hawks		
1991-1992	Thunder Bay Kings		
1992-1993	Yorkton Mallers		
1993-1994	Regina Pat Canadians		
1994-1995	Thunder Bay Kings	Tisdale Trojans	Kenora, On.
1995-1996	Thunder Bay Kings		
1996-1997	Thunder Bay Kings	Tisdale Trojans	Arborg, Mb.
1997-1998	Saskatoon Contacts		Kenora, On.
1998-1999	Regina Pat Canadians	Saskatoon Contacts	Saskatoon, Sk.
1999-2000	Saskatoon Contacts	Southwest Cougars	Souris, Mb.
2000-2001	Beardy's Blackhawks		Moose Jaw, Sk.
2001-2002	Tisdale Trojans	Winnipeg Sharks	Steinbach, Mb.
2002-2003	Yorkton Harvest	Thunder Bay Kings	Thunder Bay, On.
2003-2004	Brandon Wheat Kings	Tisdale Trojans	Regina, Sk.
2004-2005	Saskatoon Contacts	Winnipeg Wild	Winnipeg, Mb.
2005-2006	Prince Albert Mintos	Winnipeg Thrashers	Tisdale, Sk.
2006-2007	Prince Albert Mintos	Brandon Wheat Kings	Brandon, Mb.
2007-2008	Winnipeg Thrashers	Notre Dame Hounds	Marathon, On.
2008-2009	Notre Dame Hounds	Winnipeg Wild	Swift Current, Sk.
2009-2010	Notre Dame Hounds	Pembina Valley Hawks	Morden, Mb.
2010-2011	Winnipeg Thrashers	Prince Albert Mintos	Moose Jaw, Sk.
2011-2012	Saskatoon Contacts	Southwest Cougars	Virden, Mb.
2012-2013	Saskatoon Contacts	Thunder Bay Kings	Kenora, On.
2013-2014	Prince Albert Mintos	Notre Dame Hounds	Prince Albert, Sk.
2014-2015	Regina Pat Canadians	Pembina Valley Hawks	Dauphin, Mb.
2015-2016	Saskatoon Contacts	Winnipeg Wild	Saskatoon, Sk.
2016-2017	Regina Pat Canadians	Thunder Bay Kings	Beausejour, Mb.
2017-2018	Notre Dame Hounds	Winnipeg Wild	Thunder Bay, On.
2018-2019	Tisdale Trojans	Thunder Bay Kings	Tisdale, Sk.
2019-2020	Season cancelled (COVID-19 pandemic)		—
2020-2021	Season cancelled (COVID-19 pandemic)		—
2021-2022	Notre Dame Hounds	Southwest Cougars	Virden, Mb.
2022-2023	Saskatoon Blazers	Warman Wildcats	Warman, Sk.
2023-2024	Brandon Wheat Kings	Saskatoon Blazers	Winnipeg, Mb.

U18 AAA HOCKEY

NATIONAL CHAMPIONSHIPS

	GOLD	SILVER	BRONZE
1973-1974	Verdun Leafs (QC)	Kingston (ON)	Hull Kiwanis (ON)
1974-1975	Barrie Co-ops (ON)	Verdun Leafs (QC)	Oshawa Parkway (HST)
1975-1976	Calgary Spurs (HST)	Toronto Nationals (ON)	Swift Current Legionnaires (SK)
1976-1977	Don Mills Flyers (ON)	Lions du Lac St-Louis (QC)	Burnaby Winter Club (BC)
1977-1978	Couillard de Ste-Foy (QC)	East Ottawa Voyageurs	Toronto-Wexford
1978-1979	Couillard de Ste-Foy (QC)	St. Michael's College (ON)	Notre Dame Hounds (SK)
1979-1980	Notre Dame Hounds (SK)	Gouverneurs de Ste-Foy (QC)	Burnaby Winter Club Travellers (BC)
1980-1981	Lions du Lac St-Louis (QUE)	Kitchener Greenhirts (ON)	Antigonish Novas (NS)
1981-1982	Burnaby Winter Club Travellers (BC)	Gouverneurs de Ste-Foy (QC)	Cape Breton Colonels (NS)
			South Ottawa Warriors (ON)
1982-1983	Regina Pats Canadians (SK)	Gouverneurs de Ste-Foy (QC)	Andrews Hockey Club (ON)
1983-1984	North Bay Pine Hill (HST)	Notre Dame Hounds (WST)	Lions de Lac St-Louis (QUE)
1984-1985	Lions du Lac St-Louis (QUE)	Regina Pats Canadians (HST - SK)	Calgary Buffaloes (PAC)
1985-1986	Notre Dame Hounds (WST)	Toronto Red Wings (CEN)	Gouverneurs de Ste-Foy (QUE)
1986-1987	Riverains du Richelieu (QUE)	Notre Dame Hounds (WST)	Calgary Buffaloes (PAC)
1987-1988	Regina Pats Canadians (WST)	Calgary Northstars (PAC)	Thunder Bay Bearcats (HST)
1988-1989	Calgary Buffaloes (PAC)	Regina Pats Canadians (WST)	Wexford Raiders (CEN)
1989-1990	Riverains du Richelieu (HST - QUE)	Gouverneurs de Ste-Foy (QUE)	Notre Dame Hounds (WST)
1990-1991	Calgary Northstars (WST)	Sherwood Park Chain Gang (PAC)	Lions du Lac St-Louis (QUE)
1991-1992	Lions du Lac St-Louis (QUE)	Thunder Bay Kings (WST)	Dartmouth Kings (HST)
1992-1993	Yorkton Mallers (WST)	Gouverneurs de Ste-Foy (QUE)	Sault Ste Marie Legion (CEN)
1993-1994	Regina Pats Canadians (WST)	Red Deer Optimist Chiefs (PAC)	L'Intrepide de Gatineau (QUE)
1994-1995	Thunder Bay Kings (WST)	Red Deer Optimist Chiefs (PAC)	Gouverneurs de Ste-Foy (QUE)
1995-1996	Gouverneurs de Ste-Foy (QUE)	Thunder Bay Kings (WST)	North Kamloops Lions (HST)
1996-1997	Thunder Bay Kings (WST)	New Liskeard Cubs (CEN)	Calgary Royals (PAC)
1997-1998	College Charles-Lemoyne (QUE)	Sudbury Cara's Capitals (HST)	Calgary Buffaloes (PAC)
1998-1999	Regina Pats Canadians (WST)	Calgary Flames (PAC)	Gouverneurs de Ste-Foy (QUE)
1999-2000	Cantonniers de Magog (QUE)	C. F. de Montréal Bourassa (HST)	Saskatoon Contacts (WST)
2000-2001	Gouverneurs de Ste-Foy (QUE)	Calgary Royals (PAC)	Toronto Young Nationals (CEN)
2001-2002	Tisdale Trojans (WST)	Dartmouth Subways (ATL)	Riverains Du C.C. Lemoyne (QUE)
2002-2003	Calgary North Stars (PAC)	Collège Antoine-Girouard Gaulois (QUE)	St. John's Maple Leafs (ATL)
2003-2004	Brandon Wheat Kings (WST)	Collège Charles-Lemoyne (QUE)	Red Deer Chiefs (PAC)
2004-2005	Saskatoon Contacts (WST)	L'Intrepide de Gatineau (HST)	Commandeurs de Lévis (QUE)
2005-2006	Prince Albert Mintos (WST)	Calgary Buffaloes (PAC)	Patriotes de Châteauguay (QUE)
2006-2007	Prince Albert Mintos (WST)	Red Deer Optimist Rebels (HST)	Séminaire St-François Blizzard (QUE)
2007-2008	Sudbury Nickel Capital Wolves (CEN)	Winnipeg Thrashers (WST)	Séminaire St-François Blizzard (QUE)
2008-2009	Notre Dame Hounds (WST)	Calgary Buffaloes (PAC)	Rousseau Sports de Laval-Bourassa (QUE)
2009-2010	Notre Dame Hounds (WST)	Mississauga Reps (CEN)	St. John's Fog Devils (ATL)
2010-2011	Winnipeg Thrashers (WST)	London Jr. Knights (CEN)	Lions du Lac St-Louis (QUE)
2011-2012	Red Deer Rebels (PAC)	Phénix du Collège Esther-Blondin (QUE)	Saskatoon Contacts (WST)
2012-2013	Red Deer Chiefs (PAC)	Ottawa Jr. 67's (CEN)	Rousseau Royal de Laval-Montréal (QUE)
2013-2014	Prince Albert Mintos (WST)	Grenadiers de Châteauguay (QUE)	Okanagan Rockets (PAC)
2014-2015	Toronto Young Nationals (CEN)	Grenadiers de Châteauguay (QUE)	Regina Pat Canadians (WST)
2015-2016	North York Rangers (CEN)	Saint John Vito's (ATL)	Lions du Lac St-Louis (QUE)
2016-2017	Cape Breton West Islanders (ATL)	Blizzard du Séminaire Saint-François (QUE)	Mississauga Rebels (CEN)
2017-2018	Notre Dame Hounds (WST)	Cantonniers de Magog (QUE)	Lethbridge Hurricanes (PAC)
2018-2019	Toronto Young Nationals (CEN)	Cantonniers de Magog (QUE)	Tisdale Trojans (WST)
2019-2020	Season cancelled (COVID-19 pandemic)		
2020-2021	Season cancelled (COVID-19 pandemic)		

U18 AAA HOCKEY

NATIONAL CHAMPIONSHIPS

	GOLD	SILVER	BRONZE
2021-2022	Moncton Flyers (ATL)	Cantonniers de Magog (QUE)	Notre Dame Hounds (WST) Mississauga Reps (CEN)
2022-2023	Séminaire St-François Blizzard (QUE)	Gaulois de St-Hyacinthe (HST)	Saskatoon Blazers (WST)
2023-2024	Cantonniers de Magog (QUE)	Brandon Wheat Kings (WST)	Calgary Buffaloes (PAC)

All-Time Record By Province

	GP	W	L	T	GF	GA	Wins
Saskatchewan	277	166	88	23	1113	802	15
Quebec	386	250	115	21	1696	1061	14
Ontario	528	234	258	36	1900	2006	9
Alberta	308	159	128	21	1240	1038	6
Manitoba	101	45	48	8	356	374	2
Nova Scotia	193	52	125	16	546	910	1
New Brunswick	129	35	86	8	378	595	1
British Columbia	109	47	56	6	402	396	1
Newfoundland	100	24	70	6	273	535	0
Prince Edward Island	65	13	50	2	172	359	0

Record By Region

(Since 1984)

	GP	W	L	T	GF	GA	Wins
West	266	159	84	23	1024	776	17
Quebec	269	172	78	19	1149	743	9
Pacific	257	125	112	20	964	857	4
Central	241	89	134	18	743	953	4
Host	228	77	132	19	699	900	3
Atlantic	210	55	136	19	621	971	2

Manitoba teams at Nationals

1974	St. James Canadians	5th
1975	Fort Garry-Fort Rouge Twins	4th
1976	River East	5th
1977	Winnipeg Monarchs	5th
1978	M.N.S. Stars	7th
1979	St. James Canadians	8th
1980	Brandon Wheat Kings	9th
1981	M.N.S. Stars	9th
1982	St. Boniface Saints	9th
1983	Winnipeg South Monarchs	9th
1991	Winnipeg Hawks	4th
1994	Brandon Wheat Kings (HST)	6th
2004	Brandon Wheat Kings	1st
2008	Winnipeg Thrashers	2nd
2009	Winnipeg Thrashers (HST)	4th
2011	Winnipeg Thrashers	1st
2024	Brandon Wheat Kings	2nd

